

Equity Goals Addressed

- **Which equity goal(s) did your program address or primarily focus on?**
- Completed Transfer-Level Math & English
- Persistence: First Primary Term to Secondary Term

Fostering and Furthering a Culture of Equity



Embedded Tutors



Peer Success Coaches



Culturally Responsive Teaching Handbook Adoption



Math Equity Group / Focus on Assessment and Grading



Math Equity Coordinator



OER/ZTC



Support Courses



Student Math Support Counts

In Math Classes

- 7 Peer Success Coaches
- 10 Embedded Tutors

Math Center

- 8 Student Tutors
- 2 Front Desk/Clerical Student Workers
- 3 Instructional Assistants

Examples of Successes



Peer Success Coaches
Retention



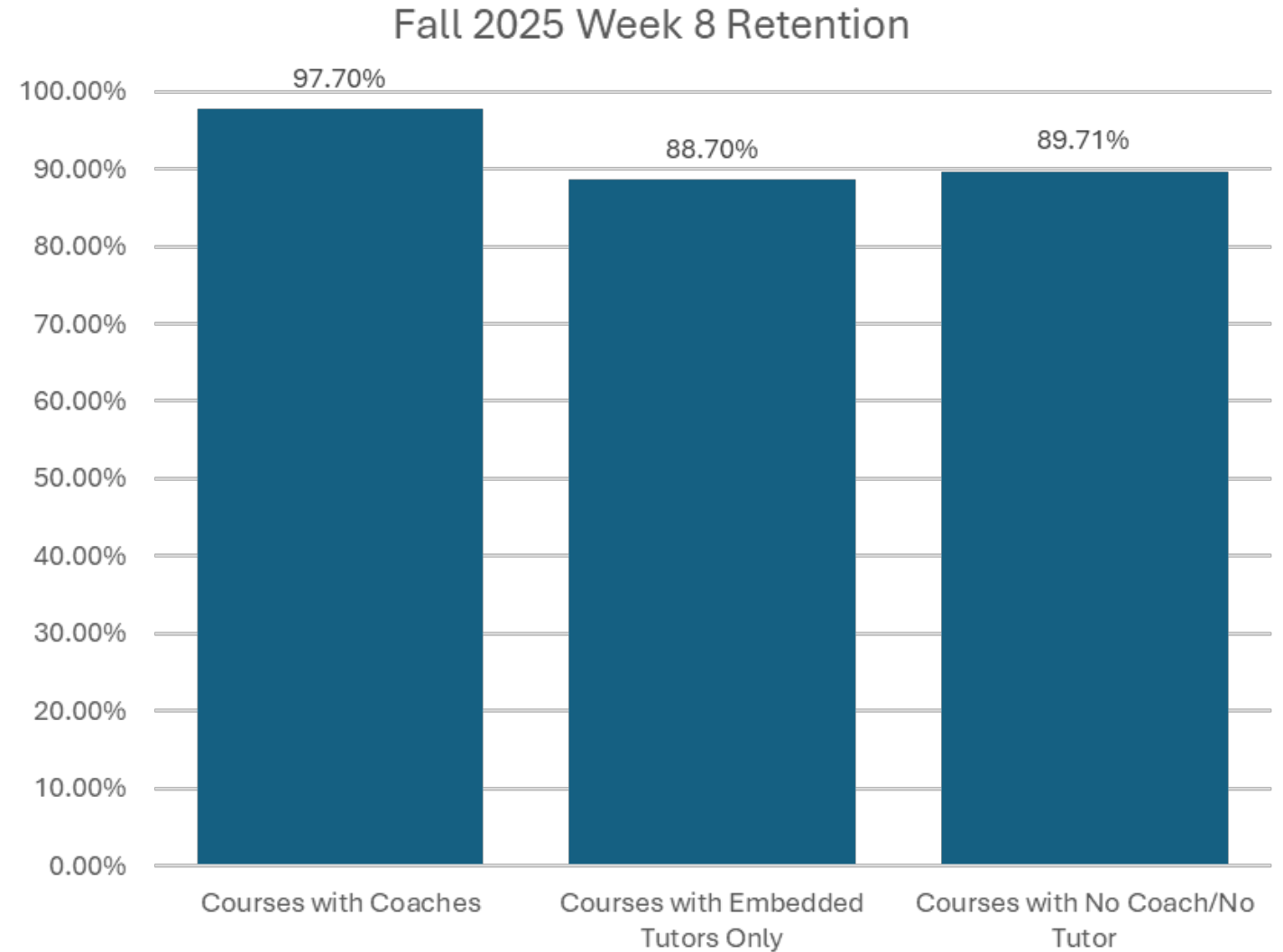
Embedded Tutors in Support
Courses Success



Challenging Assessment and
Grading Practices Completion

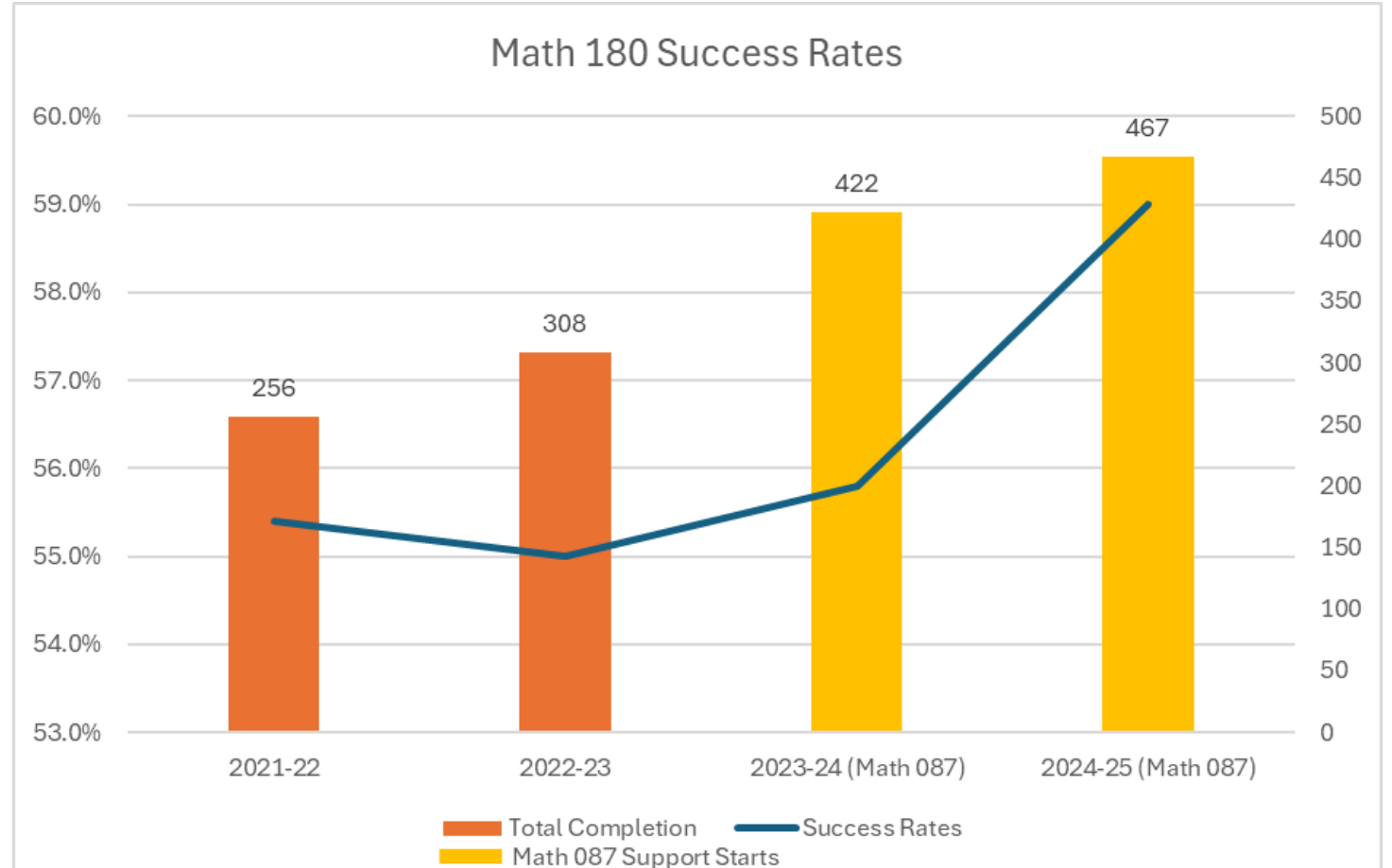
Peer Support Coaches – Retention of Students at Week 8

- Peer Support Coaches shows trend of improving retention.
- Courses with Coaches have almost 10% higher retention at week 8 compared to courses without coaches.

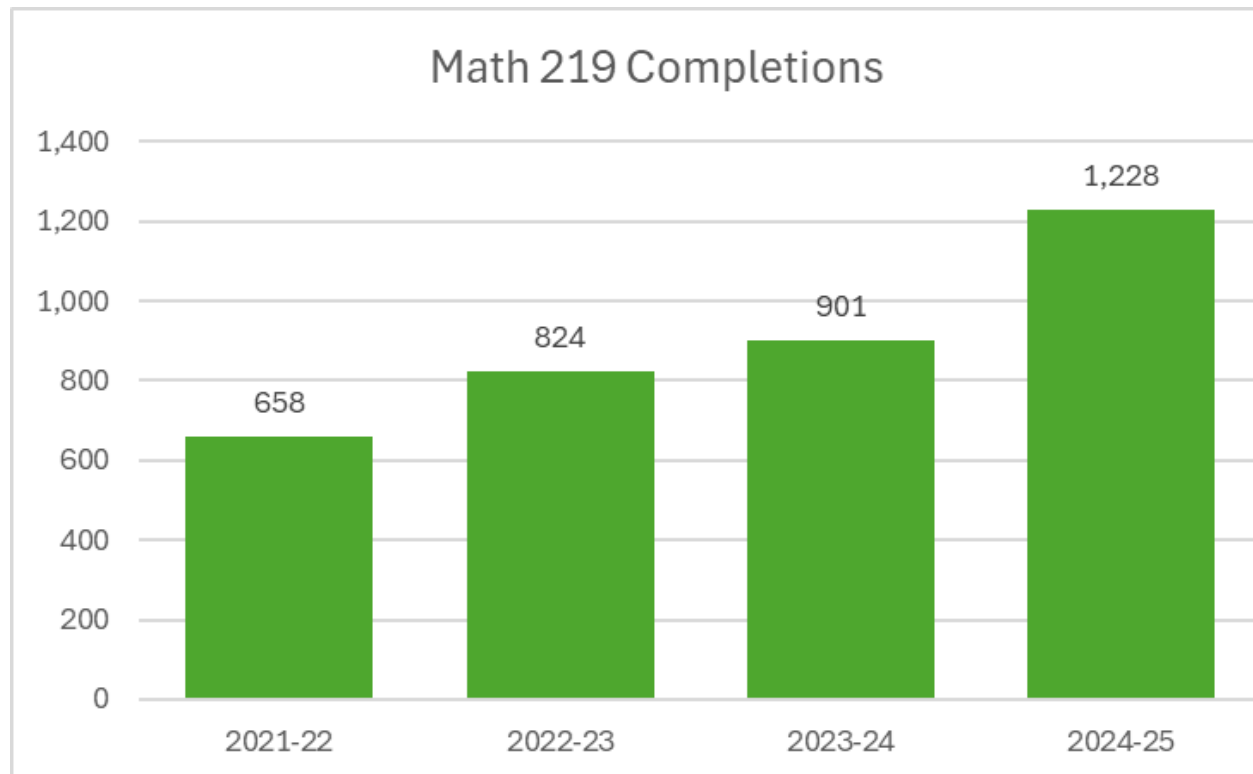


Math 180 with Support Successes

- Support Course Added Math 087 with Embedded Tutors
- Standardized OER Materials across all sections
- Improvement among disproportionately impacted subgroup, Latinx taking Math 180+087
 - 2022-23: 44% (no 180+087)
 - 2023-24: 54%
 - 2024-25: 64%



Math 219 Completion



- The total number of students completing Math 219 continues to increase.
- Not only in Math 219S support courses, but also due to distance education offerings, and changes in assessment and strategies

Math Center Efforts

Provide Embedded Tutor Workshops and Study Groups

Connect with Peer Success Coaches to increase attendance and engagement to the Math Center

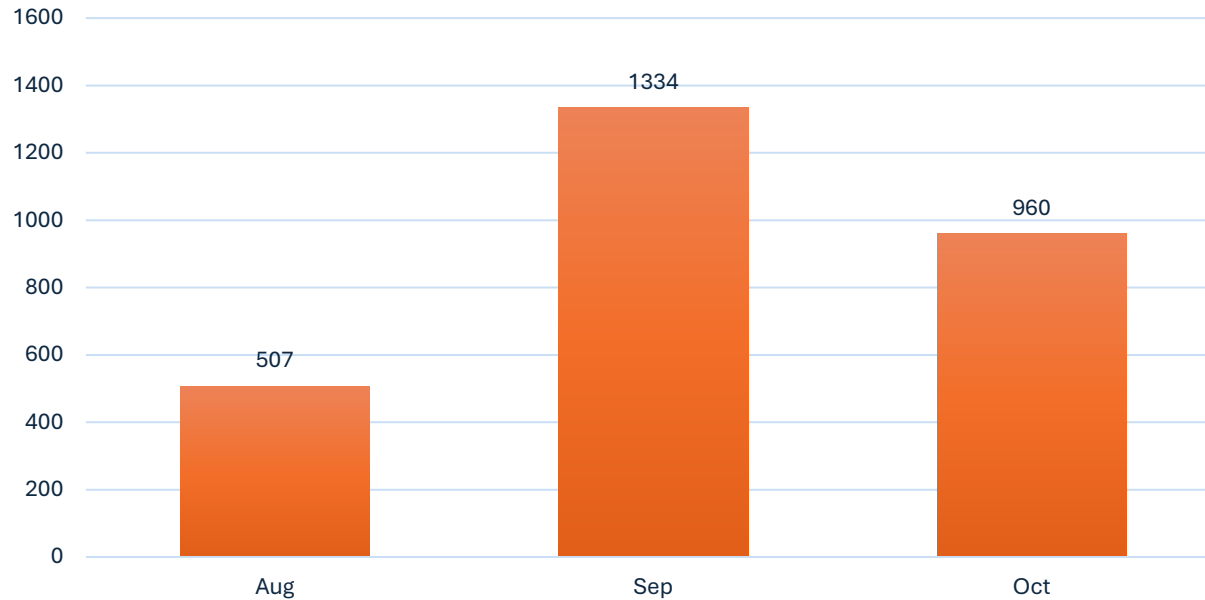
Coordination with Math Department and Math Equity Coordinator to train tutors and instructional assistants and encourage team building

Collaborate with U2 Scholars Program to provide training for student assistants, tutors, and staff.

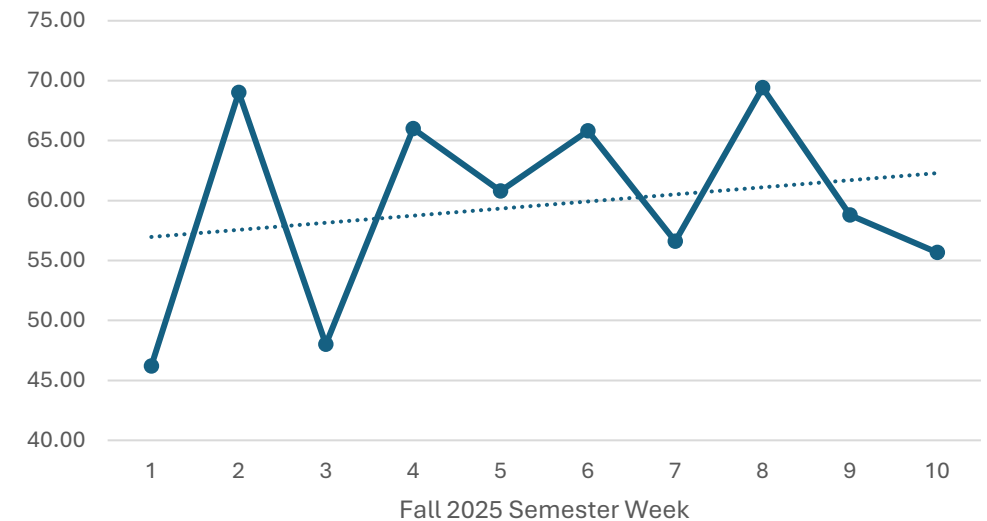
Partnership with School of Continuing Education

Math Center Statistics

Math Center Monthly Visits



Average Daily Visits by Semester Week



August 18 – October 22

- 2801 Total Visits
- 484 Unique Students Served
- Average of **5.8 visits** per student
- Average of **58.4 students** per day

What We Hope to Continue – Math Equity Coordinator

With the Math Equity Coordinator, we have someone to ensure that we continue to take steps toward our goals.

The embedded tutor and peer support coach programs have a higher quality training with the Math Equity Coordinator

Someone dedicated to continuing the professional development and equity focus of our faculty