



Building the future through quality education

2323 North Broadway • Santa Ana, CA 92706 -1640 • (714) 480-7300 • www.rscsd.edu

Santa Ana College • Santiago Canyon College

DISTRICTWIDE ENROLLMENT MANAGEMENT WORKGROUP (DEMW) MEETING

A G E N D A

February 4, 2022 12:00pm – 1:30pm

<https://cccconfer.zoom.us/j/93768488856> or dial 1-669-900-6833, 93768488856#

- I. Welcome
- II. *Action Items – December 15, 2021 – Informational
- III. *Intersession – Comparison of Local Colleges Craig Rutan
- IV. *Fall 2021 Summarized Vice Presidents
- V. Other

Next meeting: Friday, March 4, 2022

**item attached*

Purpose of workgroup: to discuss strategic enrollment management related topics and issues from a districtwide perspective and learn how to better leverage resources districtwide to help our enrollment.

Workgroup Members:

Enrique Perez, Matthew Beyersdorf, Ashly Bootman, Dr. Melba Castro, Darlene Diaz, Dr. Marilyn Flores, Cristina Gheorghe, Jorge Forero, Jesse Gonzalez, Dr. Vaniethia Hubbard, Dr. James Kennedy, Mary Law, Dr. Jeff Lamb, Thao Nguyen, William Nguyen, Nga Pham, Craig Rutan, Sarah Santoyo, John Steffens, and Aaron Voelcker

College	Division	Enrollment (Resident & Nonresident)						Census FTE (Resident)							
		Fall 2017	Fall 2018	Fall 2019	Fall 2020	Fall 2021	N Diff Fall '17 vs Fall '21	% Diff Fall '17 vs Fall '21	Fall 2017	Fall 2018	Fall 2019	Fall 2020	Fall 2021	N Diff Fall '17 vs Fall '21	% Diff Fall '17 vs Fall '21
SAC	1BUS: SAC Business Division	5046	5026	5615	5135	4686	-360	-7%	478.32	489.33	522.87	490.16	449.86	-28.46	-6%
	1CNSL: SAC Counseling Division	3245	2630	2552	1399	1766	-1479	-46%	215.14	189.61	182.26	131.3	149.38	-65.76	-31%
	1FPA: SAC Fine & Performing Arts	6162	6350	6163	4777	4985	-1177	-19%	685.53	703.79	695.61	513.65	558.05	-127.48	-19%
	1HSS: SAC Humanities & Social Sciences	12816	12736	13022	11564	10222	-2594	-20%	1539.19	1550.08	1569.62	1368.08	1193.47	-345.72	-22%
	1HST: SAC Human Services & Technology	20663	22002	21485	16804	19909	-754	-4%	1878.2	1824.01	1861.42	1593.13	1703.33	-174.87	-9%
	1KNHA: SAC Kinesiology, Health & Athletic	2424	2430	2365	1586	1842	-582	-24%	270.35	266.66	265.68	135.85	217.39	-52.96	-20%
	1SMH: SAC Science, Math, & Health Scienc	11580	11684	12082	10104	8645	-2935	-25%	1793.48	1810.86	1721.49	1496.86	1416.53	-376.95	-21%
SCC	2AHSS: SCC Arts, Humanities & Social Sci	11875	12272	12538	11189	9211	-2664	-22%	1370.83	1411.07	1462.12	1316.74	1064.36	-306.47	-22%
	2BCTE: SCC Business & Career Technical Ed	8015	7816	8772	9414	9112	1097	14%	776.41	770.23	851.91	844.05	828.03	51.62	7%
	2CSS: SCC Counseling & Student Supp Svcs	808	720	469	386	377	-431	-53%	81.24	71.59	47.31	38.92	33.12	-48.12	-59%
	2IELS: SCC Inst Eff Lib Learn Sup Svcs	25					-25	-100%	0.83					-0.83	-100%
	2MS: SCC Mathematics & Sciences	8464	8091	7673	6508	5665	-2799	-33%	1237.74	1175.5	1172.11	987.66	876.94	-360.8	-29%

Source: RSCCD Research Data Warehouse (RGD540 as of 2/2/22)

College	Dept	Enrollment (Resident & Nonresident)						
		Fall 2017	Fall 2018	Fall 2019	Fall 2020	Fall 2021	N Diff Fall '17 vs Fall '21	% Diff Fall '17 vs Fall '21
SAC	1CJA Criminal Justice Acad - SAC	8261	9885	8613	6048	10226	1965	24%
SAC	1BA Bus Appls & Technology - SAC	562	990	1122	1012	930	368	65%
SAC	1DM Digital Media - SAC					311	311	N/A
SAC	1PARA Paralegal - SAC	426	453	839	854	730	304	71%
SAC	1MDA Medical Assistant - SAC	570	651	734	786	828	258	45%
SAC	1ASL American Sign Language - SAC	350	429	415	405	468	118	34%
SAC	1NUTR Nutrition & Foods - SAC	338	272	337	342	452	114	34%
SAC	1CMPR Computer Science - SAC	834	659	984	927	912	78	9%
SAC	1FIRE Fire Technology - SAC	1378	1577	1673	1682	1443	65	5%
SAC	1ETHN Ethnic Studies - SAC	204	181	213	197	265	61	30%
SAC	1FDM Fashion Design Merchandising	220	194	292	184	256	36	16%
SAC	1LIBR Library Technology - SAC	49	69	55	64	79	30	61%
SAC	1AUTO Automotive Technology - SAC	310	300	353	240	335	25	8%
SAC	1WMNS Womens Studies - SAC	71	58	70	116	93	22	31%
SAC	1BUS Business Division Admin - SAC					19	19	N/A
SAC	1SLPA Spch Lang Path Asst Prg - SAC	201	112	176	169	203	2	1%
SAC	1CHNS Chinese - SAC	26	43	19	20	26	0	0%
SAC	1HON Health Sciences Education			8	8		0	N/A
SAC	1OTA Occup Therapy Asst - SAC	408	463	406	437	403	-5	-1%
SAC	1PSC Physical Science - SAC	13	13	7		8	-5	-38%
SAC	1ENGR Engineering - SAC	401	438	428	406	393	-8	-2%
SAC	1ITAL Italian - SAC	27	22	23	21	19	-8	-30%
SAC	1DSL Diesel - SAC	74	53	103	33	64	-10	-14%
SAC	1VIET Vietnamese - SAC	60	91	63	86	50	-10	-17%
SAC	1EMT Emergency Med Tech SAC	220	270	245	219	208	-12	-5%
SAC	1TELV Television/Video - SAC	400	371	379	242	384	-16	-4%
SAC	1PHYS Physics - SAC	219	205	199	215	200	-19	-9%
SAC	1JAPN Japanese - SAC	87	47	73	72	64	-23	-26%
SAC	1KNAD Kinesiology Adapted Act-SAC	24	11	10			-24	-100%
SAC	1KNHE Health Education - SAC	403	368	342	339	377	-26	-6%

SAC	1THEA Theatre Arts - SAC	277	355	344	234	248	-29	-10%
SAC	1MGMT Management - SAC	86	63	68	46	35	-51	-59%
SAC	1FREN French - SAC	92	85	54	59	38	-54	-59%
SAC	1ECON Economics - SAC	467	431	536	479	409	-58	-12%
SAC	1ACCT Accounting - SAC	1059	973	1133	1082	1000	-59	-6%
SAC	1MKTG Marketing - SAC	108	99	147	110	44	-64	-59%
SAC	1GEOL Geology - SAC	159	133	146	151	94	-65	-41%
SAC	1CMSD Communications and Media Studi	223	190	215	199	151	-72	-32%
SAC	1STDY Study Skills	255	188	170	194	173	-82	-32%
SAC	1GEOG Geography and the Environment	383	342	358	239	300	-83	-22%
SAC	1ANTH Anthropology - SAC	634	614	574	591	548	-86	-14%
SAC	1LIS Library Info Studies - SAC	88	66	98	13		-88	-100%
SAC	1PHAR Pharmacy Technology - SAC	279	274	284	240	191	-88	-32%
SAC	1PHOT Photography - SAC	238	283	206	140	149	-89	-37%
SAC	1SOC Sociology - SAC	685	668	716	696	591	-94	-14%
SAC	1ERTH Earth Science - SAC	421	439	418	392	320	-101	-24%
SAC	1CMST Communication Studies - SAC	1572	1524	1498	1607	1447	-125	-8%
SAC	1WELD Welding Technology - SAC	327	93	176	106	195	-132	-40%
SAC	1HIST History - SAC	1371	1382	1541	1421	1227	-144	-11%
SAC	1MNFG Manufacturing Technology -SAC	477	500	524	334	327	-150	-31%
SAC	1PSYC Psychology - SAC	1282	1346	1455	1573	1125	-157	-12%
SAC	1ASTR Astronomy - SAC	430	327	458	304	271	-159	-37%
SAC	1KNIA Kinesiology-Intercoll Ath-SAC	555	519	520	310	393	-162	-29%
SAC	1CHEM Chemistry - SAC	775	769	750	712	606	-169	-22%
SAC	1SPAN Spanish - SAC	683	700	644	613	480	-203	-30%
SAC	1ENTR Entrepreneurship - SAC	307	86	193	185	102	-205	-67%
SAC	1CDEV Child Development - SAC	1623	1677	1814	1663	1407	-216	-13%
SAC	1PHIL Philosophy - SAC	652	604	617	532	430	-222	-34%
SAC	1DNCE Dance - SAC	387	540	374	118	164	-223	-58%
SAC	1NURS Nursing - SAC	917	1045	898	663	629	-288	-31%
SAC	1CJ Criminal Justice - SAC	902	878	864	664	593	-309	-34%
SAC	1POLT Political Science - SAC	1005	979	954	794	655	-350	-35%
SAC	1READ SAC Reading	451	287	188	160	99	-352	-78%
SAC	1EMLS Eng Multi Lang Stu - SAC	510	386	306	179	149	-361	-71%

SAC	1KNE Kinesiology-Phys Educat - SAC	1442	1532	1493	937	1072	-370	-26%
SAC	1MUS Music - SAC	1208	1157	1229	901	815	-393	-33%
SAC	1ART Art - SAC	1720	1795	1765	1259	1237	-483	-28%
SAC	1ENGL English - SAC	3776	4041	4203	3311	3186	-590	-16%
SAC	1BIOL Biology - SAC	2740	2653	2652	2397	2091	-649	-24%
SAC	1BADM Business Administration - SAC	1263	1265	701	513	521	-742	-59%
SAC	1CNSI Counseling Instruction - SAC	2990	2442	2382	1205	1593	-1397	-47%
SAC	1MATH Mathematics - SAC	5116	5179	5567	4257	3390	-1726	-34%
SAC	1FIAC Fire Academy - SAC	5865	5724	5870	4662	3814	-2051	-35%

College	Dept	Census FTE (Resident)						
		Fall 2017	Fall 2018	Fall 2019	Fall 2020	Fall 2021	N Diff Fall '17 vs Fall '21	% Diff Fall '17 vs Fall '21
SAC	1MDA Medical Assistant - SAC	54.6	61.96	69.02	73.67	146.63	92.03	169%
SAC	1DM Digital Media - SAC					42.44	42.44	N/A
SAC	1PARA Paralegal - SAC	42.63	46.7	83.18	85.53	75.96	33.33	78%
SAC	1BA Bus Appls & Technology - SAC	43.65	80.77	86.3	76.8	66.04	22.39	51%
SAC	1ASL American Sign Language - SAC	47.08	57.84	57.71	51.23	60.06	12.98	28%
SAC	1CMPR Computer Science - SAC	87.38	74.41	104.07	97.13	96.57	9.19	11%
SAC	1NUTR Nutrition & Foods - SAC	37.22	28.56	33.62	33.51	45.98	8.76	24%
SAC	1FDM Fashion Design Merchandising	27	26.11	36.22	23.23	33.24	6.24	23%
SAC	1ETHN Ethnic Studies - SAC	21.62	19.14	22.6	20.75	26.84	5.22	24%
SAC	1LIBR Library Technology - SAC	5.21	7.04	5.57	6.4	8.58	3.37	65%
SAC	1SLPA Spch Lang Path Asst Prg - SAC	22.32	15.16	19.68	21.41	25.08	2.76	12%
SAC	1FIRE Fire Technology - SAC	133.35	152.93	162.56	163.16	135.12	1.77	1%
SAC	1WMNS Womens Studies - SAC	7.64	6.13	7.42	12.18	9.27	1.63	21%
SAC	1BUS Business Division Admin - SAC					1.6	1.6	N/A
SAC	1CHNS Chinese - SAC	2.3	5.13	2.66	2.83	3.83	1.53	67%
SAC	1AUTO Automotive Technology - SAC	63.73	67.53	78.11	47.64	64.9	1.17	2%
SAC	1NURS Nursing - SAC	127.66	125.94	129.38	128.99	128.17	0.51	0%
SAC	1HON Health Sciences Education			1.44	1.17		0	N/A
SAC	1VIET Vietnamese - SAC	7.61	14.35	10.09	13.46	7.44	-0.17	-2%
SAC	1OTA Occup Therapy Asst - SAC	75.7	80.44	75.3	79.91	75.48	-0.22	0%
SAC	1PSC Physical Science - SAC	2.8	2.8	1.51		1.72	-1.08	-39%
SAC	1ITAL Italian - SAC	4.43	3.9	4.07	3.72	3	-1.43	-32%
SAC	1KNIA Kinesiology-Intercoll Ath-SAC	99.72	94.26	94.49	23.67	98.02	-1.7	-2%
SAC	1KNAD Kinesiology Adapted Act-SAC	2	1.18	1.08			-2	-100%
SAC	1PHYS Physics - SAC	43.02	39.15	38.08	43.24	40.65	-2.37	-6%
SAC	1LIS Library Info Studies - SAC	3.05	2.02	3.03	0.4		-3.05	-100%
SAC	1TELV Television/Video - SAC	48.69	43.25	45.18	25.93	45.45	-3.24	-7%
SAC	1JAPN Japanese - SAC	13.99	7.08	11.29	12.22	10.67	-3.32	-24%
SAC	1ENGR Engineering - SAC	44.42	50.21	44.12	42.98	40.9	-3.52	-8%
SAC	1KNHE Health Education - SAC	36.88	33.51	30.39	30.24	32.45	-4.43	-12%
SAC	1THEA Theatre Arts - SAC	31.87	43.02	44.51	25.76	27.33	-4.54	-14%
SAC	1MKTG Marketing - SAC	9	6.3	9.62	7.94	4.1	-4.9	-54%
SAC	1GEOL Geology - SAC	15.31	13.27	14.48	16.24	9.89	-5.42	-35%
SAC	1MGMT Management - SAC	8.92	6.37	6.82	4.4	3.15	-5.77	-65%
SAC	1PHAR Pharmacy Technology - SAC	28.25	28.88	25.43	22.66	22.37	-5.88	-21%
SAC	1DSL Diesel - SAC	20.42	14.83	29.38	9.54	14.5	-5.92	-29%
SAC	1ECON Economics - SAC	45.56	41.38	50.71	46.18	38.64	-6.92	-15%
SAC	1ERTH Earth Science - SAC	47.38	48.78	49.47	47.41	40.21	-7.17	-15%
SAC	1EMT Emergency Med Tech SAC	52.23	60.95	56.62	46.1	44.36	-7.87	-15%
SAC	1ACCT Accounting - SAC	115.55	103.83	117.68	116.44	106.78	-8.77	-8%
SAC	1FREN French - SAC	15.24	14.34	9.56	9.91	6.26	-8.98	-59%
SAC	1CMSD Communications and Media Studi	27.75	21.89	23.03	23.1	18.15	-9.6	-35%
SAC	1ANTH Anthropology - SAC	65.92	63.38	59	60.99	56.31	-9.61	-15%
SAC	1SOC Sociology - SAC	69.96	69.23	74.6	71.51	59.76	-10.2	-15%
SAC	1PHOT Photography - SAC	30.24	37.13	28.53	18.76	19.69	-10.55	-35%
SAC	1STDY Study Skills	22.7	16.52	15.43	15.05	11.34	-11.36	-50%
SAC	1ENTR Entrepreneurship - SAC	16.57	7.45	9.71	10.5	5.2	-11.37	-69%
SAC	1GEOG Geography and the Environment	38.81	34.52	36.57	23.7	27.33	-11.48	-30%
SAC	1CMST Communication Studies - SAC	160.05	155.54	154.2	156.9	145.48	-14.57	-9%
SAC	1MNFG Manufacturing Technology -SAC	53.1	61.19	62.49	34.3	38.38	-14.72	-28%
SAC	1ASTR Astronomy - SAC	44.62	33.64	48	31.62	27.53	-17.09	-38%
SAC	1PSYC Psychology - SAC	140.36	145.73	157.3	170.2	122.41	-17.95	-13%
SAC	1HIST History - SAC	141.49	143.97	159.51	143.53	122.69	-18.8	-13%
SAC	1CJA Criminal Justice Acad - SAC	382.75	388.87	393.33	313.42	359.67	-23.08	-6%
SAC	1DNCE Dance - SAC	42.57	56.73	43.61	11.95	18.37	-24.2	-57%
SAC	1PHIL Philosophy - SAC	75.79	72.01	74.24	62.29	49.53	-26.26	-35%
SAC	1CDEV Child Development - SAC	165.83	170.84	182.52	165.54	138.02	-27.81	-17%
SAC	1CJ Criminal Justice - SAC	96.43	93.07	92.49	70.61	63.15	-33.28	-35%
SAC	1WELD Welding Technology - SAC	73.01	20.59	40.21	21.79	39.57	-33.44	-46%
SAC	1MUS Music - SAC	108.11	102.46	110.38	83.51	73.87	-34.24	-32%
SAC	1CHEM Chemistry - SAC	186.67	184.38	176.03	172.27	151.18	-35.49	-19%
SAC	1SPAN Spanish - SAC	113.69	109.35	106.43	104.09	77.7	-35.99	-32%
SAC	1READ SAC Reading	46.05	28.8	17.99	16.29	9.5	-36.55	-79%
SAC	1POLT Political Science - SAC	102.75	101.05	98.18	82.13	65.95	-36.8	-36%
SAC	1BIOL Biology - SAC	408.72	415.75	428.76	393.7	368.93	-39.79	-10%

SAC	1EMLS Eng Multi Lang Stu - SAC	57.65	47.02	35.26	20.5	17.55	-40.1	-70%
SAC	1KNE Kinesiology-Phys Educat - SAC	131.75	137.71	139.72	81.94	86.92	-44.83	-34%
SAC	1FIAC Fire Academy - SAC	699.09	675.01	630.08	586.41	647.87	-51.22	-7%
SAC	1CNSI Counseling Instruction - SAC	192.44	173.09	166.83	116.25	138.04	-54.4	-28%
SAC	1BADM Business Adminstration - SAC	110.2	113.29	61.37	48.44	49.56	-60.64	-55%
SAC	1ART Art - SAC	227.99	234.71	237.57	160.94	158.69	-69.3	-30%
SAC	1ENGL English - SAC	521.25	565.73	574.43	440.37	418.73	-102.52	-20%
SAC	1MATH Mathematics - SAC	810.47	824.24	708.7	542.45	457.26	-353.21	-44%

College	Dept	Enrollment (Resident & Nonresident)						
		Fall 2017	Fall 2018	Fall 2019	Fall 2020	Fall 2021	N Diff Fall '17 vs Fall '21	% Diff Fall '17 vs Fall '21
SCC	2APPL Appr: Power Lineman - SCC	190	249	308	596	793	603	317%
SCC	2APCA Appr: Carpentry - SCC	3658	3003	3555	4099	3911	253	7%
SCC	2CINE Cinema Studies - SCC			206	223	232	232	N/A
SCC	2RE Real Estate - SCC	188	205	260	350	369	181	96%
SCC	2PBLC Public Works - SCC	82	76	228	162	235	153	187%
SCC	2GSWS Gender Sexuality Women Studies		169	169	133	83	83	N/A
SCC	2PSYC Psychology - SCC	1078	1270	1455	1442	1160	82	8%
SCC	2READ Reading - SCC	170	161	285	290	252	82	48%
SCC	2COSM Cosmetology - SCC	100	103	124	76	157	57	57%
SCC	2MKTG Marketing - SCC	78	73	94	114	130	52	67%
SCC	2SPAN Spanish - SCC	194	196	217	288	244	50	26%
SCC	2SURV Survey/Mapping Sciences - SCC	60	125	114	99	110	50	83%
SCC	2GEOG Geography and the Environment	290	331	341	376	316	26	9%
SCC	2APOE Appr: Operating Engin - SCC	515	508	529	515	530	15	3%
SCC	2GEM Gemology - SCC		17	35	20	15	15	N/A
SCC	2IDS Interdisciplnry Studies- SCC	71	66	59	83	83	12	17%
SCC	2CIS Computer Info Systems - SCC	50	114	79	95	61	11	22%
SCC	2WATR Water Utility Science - SCC	520	591	608	422	527	7	1%
SCC	2ASL American Sign Language - SCC	254	313	298	305	260	6	2%
SCC	2PSC Physical Science - SCC	29	31	30	31	31	2	7%
SCC	2ENGR Engineering - SCC		9		11		0	N/A
SCC	2MGMT Management - SCC	44	48	75	48	44	0	0%
SCC	2ETHN Ethnic Studies - SCC	97	79	85	103	96	-1	-1%
SCC	2KNIA Kinesiology-Intercol Ath-SCC	185	200	193	166	182	-3	-2%
SCC	2ITAL Italian - SCC	24	38	23	15	18	-6	-25%
SCC	2FREN French - SCC	27	16	17	20	19	-8	-30%
SCC	2CHEM Chemistry - SCC	534	533	590	583	521	-13	-2%
SCC	2CMPR Computer Science - SCC	316	318	326	377	303	-13	-4%
SCC	2CDEV Child Development - SCC	393	400	389	489	375	-18	-5%
SCC	2APMM Appr: Maint Mechanic - SCC	47	45	41	42	27	-20	-43%
SCC	2ACCT Accounting - SCC	318	294	295	297	297	-21	-7%
SCC	2BUS Business - SCC	512	605	624	589	487	-25	-5%
SCC	2LIB Library & Information St - Scc	25					-25	-100%
SCC	2EDUC Education - SCC	154	131	167	170	126	-28	-18%
SCC	2DNCE Dance - SCC	84	118	116	44	53	-31	-37%
SCC	2PHYS Physics - SCC	230	256	241	245	197	-33	-14%
SCC	2APCS Appr: Cosmetology - SCC	36	18	19	7		-36	-100%
SCC	2NUTR Nutrition & Food - SCC	219	199	200	159	174	-45	-21%
SCC	2APSV Appr: Surveying - SCC	119	214	125	85	69	-50	-42%
SCC	2ECON Economics - SCC	401	383	420	382	351	-50	-12%
SCC	2CJ Criminal Justice - SCC	129	122	130	108	75	-54	-42%
SCC	2ELCT Electrician - SCC	66	49				-66	-100%
SCC	2ACE American College English- SCC	81	106	92	34	14	-67	-83%
SCC	2ART Art - SCC	571	555	592	597	504	-67	-12%
SCC	2THEA Theatre Arts - SCC	142	143	137	61	60	-82	-58%
SCC	2KNHE Kinesiology-Health Ed - SCC	324	308	303	259	240	-84	-26%
SCC	2ANTH Anthropology - SCC	484	482	478	416	375	-109	-23%
SCC	2ERTH Earth Sciences - Scc	313	296	292	221	203	-110	-35%
SCC	2APEL Appr: Electrician - SCC	352	402	441	431	239	-113	-32%
SCC	2WMNS Womens Studies - SCC	117					-117	-100%
SCC	2COMM Communication - SCC	1094	1216	1364	1192	967	-127	-12%
SCC	2SOC Sociology - SCC	668	606	661	654	485	-183	-27%
SCC	2MUS Music - SCC	754	805	899	647	562	-192	-25%
SCC	2TELV Television/Video Comm - SCC	242	237				-242	-100%
SCC	2PHIL Philosophy - SCC	640	607	605	454	383	-257	-40%
SCC	2ASTR Astronomy - SCC	465	320	386	351	203	-262	-56%
SCC	2KNPE Kinesiology-Physical Ed - SCC	504	384	399	212	239	-265	-53%
SCC	2CNSL Counseling - SCC	654	589	469	386	377	-277	-42%
SCC	2BIOL Biology - SCC	1473	1497	1426	1151	1136	-337	-23%
SCC	2ENGL English - SCC	2309	2367	2254	2084	1965	-344	-15%
SCC	2POLT Political Science - SCC	970	960	967	770	500	-470	-48%
SCC	2HIST History - SCC	1355	1285	1345	1175	777	-578	-43%
SCC	2MATH Math - SCC	4188	4058	3272	2743	2223	-1965	-47%

College	Dept	Census FTE (Resident)						
		Fall 2017	Fall 2018	Fall 2019	Fall 2020	Fall 2021	N Diff Fall '17 vs Fall '21	% Diff Fall '17 vs Fall '21
SCC	2CINE Cinema Studies - SCC			21.1	22.7	22.9	22.9	N/A
SCC	2APPL Appr: Power Lineman - SCC	15.72	19.82	20.5	21.89	35.66	19.94	127%
SCC	2RE Real Estate - SCC	19.02	20.79	26.43	35.4	35.87	16.85	89%
SCC	2COSM Cosmetology - SCC	50.94	53.86	52.43	22.67	66.52	15.58	31%
SCC	2PBLC Public Works - SCC	8.82	8.17	20.49	14.16	22.25	13.43	152%
SCC	2APCA Appr: Carpentry - SCC	249.61	201.8	241.39	274.57	262.44	12.83	5%
SCC	2PSYC Psychology - SCC	114.16	132.51	155.83	155.05	123.28	9.12	8%
SCC	2READ Reading - SCC	11.75	12.53	22.25	22.6	20.57	8.82	75%
SCC	2SURV Survey/Mapping Sciences - SCC	7.27	13.73	16.76	9.73	16.06	8.79	121%
SCC	2SPAN Spanish - SCC	39.65	38.62	42.22	57.41	48.2	8.55	22%
SCC	2GSWS Gender Sexuality Women Studies		17.45	17.47	13	8.2	8.2	N/A
SCC	2MKTG Marketing - SCC	7.4	6.7	9	10.4	12.3	4.9	66%
SCC	2GEM Gemology - SCC		3.66	7.1	2.97	3.23	3.23	N/A
SCC	2CMPR Computer Science - SCC	32.94	36.31	37.61	44.11	36.03	3.09	9%
SCC	2CHEM Chemistry - SCC	143.56	146.21	163.45	162.24	145.71	2.15	1%
SCC	2CIS Computer Info Systems - SCC	4.56	11.55	7.89	9.7	6	1.44	32%
SCC	2WATR Water Utility Science - SCC	46.59	50.26	53	42.18	47.89	1.3	3%
SCC	2IDS Interdisciplnry Studies- SCC	7.2	6.73	6.06	8.3	8.2	1	14%
SCC	2PSC Physical Science - SCC	6.24	6.67	6.45	6.67	6.45	0.21	3%
SCC	2MGMT Management - SCC	4.22	4.56	7.04	4.85	4.3	0.08	2%
SCC	2ENGR Engineering - SCC		0.97		1.18		0	N/A
SCC	2LIB Library & Information St - Scc	0.83					-0.83	-100%
SCC	2ASL American Sign Language - SCC	39.66	52.24	50.46	47.55	38.63	-1.03	-3%
SCC	2ITAL Italian - SCC	4.8	6.41	4.59	2.92	3.6	-1.2	-25%
SCC	2ETHN Ethnic Studies - SCC	10.32	7.96	8.75	10.39	9.1	-1.22	-12%
SCC	2EDUC Education - SCC	14.71	11.97	15.83	16.36	13.38	-1.33	-9%
SCC	2FREN French - SCC	5.43	2.92	3.55	4.17	3.76	-1.67	-31%
SCC	2APOE Appr: Operating Engin - SCC	68.05	67.76	71.09	67.48	65.93	-2.12	-3%
SCC	2APCS Appr: Cosmetology - SCC	2.42	1.38	1.37	0.5		-2.42	-100%
SCC	2DNCE Dance - SCC	7.14	10.8	10.84	4.3	4.46	-2.68	-38%
SCC	2APMM Appr: Maint Mechanic - SCC	6.4	6.89	5.45	6.53	3.39	-3.01	-47%
SCC	2CDEV Child Development - SCC	40.15	41.15	39.79	48.77	36.7	-3.45	-9%
SCC	2GEOG Geography and the Environment	30.23	34.01	35.07	34.6	26.77	-3.46	-11%
SCC	2ACCT Accounting - SCC	43.41	41.02	39.98	40.04	39.74	-3.67	-8%
SCC	2BUS Business - SCC	51.99	60.28	62.78	59.17	48.32	-3.67	-7%
SCC	2NUTR Nutrition & Food - SCC	22.21	19.8	20.15	13.6	17.14	-5.07	-23%
SCC	2ECON Economics - SCC	41.25	38.95	41.7	38.71	36.12	-5.13	-12%
SCC	2CJ Criminal Justice - SCC	13.77	13.01	13.87	11.62	7.96	-5.81	-42%
SCC	2ACE American College English- SCC	7.12	5.78	5.69	2.59	1	-6.12	-86%
SCC	2KNIA Kinesiology-Intercol Ath-SCC	35.79	35.51	38.08	16.67	29.36	-6.43	-18%
SCC	2ELCT Electrician - SCC	7.28	6.39				-7.28	-100%
SCC	2PHYS Physics - SCC	49.5	54.6	49.86	53.13	42.01	-7.49	-15%
SCC	2APSV Appr: Surveying - SCC	13.47	16	15.88	9.71	5.95	-7.52	-56%
SCC	2THEA Theatre Arts - SCC	16.26	15.42	15.45	6.66	6.9	-9.36	-58%
SCC	2KNHE Kinesiology-Health Ed - SCC	33.77	31.76	31.29	23.86	24.04	-9.73	-29%
SCC	2COMM Communication - SCC	112.16	127.26	140.85	123.43	100.21	-11.95	-11%
SCC	2WMNS Womens Studies - SCC	12.15					-12.15	-100%
SCC	2ART Art - SCC	79.66	79.17	84.95	84.31	67.01	-12.65	-16%
SCC	2ERTH Earth Sciences - Scc	35.38	33.66	33.13	24.95	22.12	-13.26	-37%
SCC	2ANTH Anthropology - SCC	50.42	49.59	48.11	42.52	35.42	-15	-30%
SCC	2SOC Sociology - SCC	68.18	61.29	67.35	64.24	47.88	-20.3	-30%
SCC	2MUS Music - SCC	74.91	79.86	88.6	64.53	53.46	-21.45	-29%
SCC	2APEL Appr: Electrician - SCC	57.5	61.09	65.13	68.54	35.21	-22.29	-39%
SCC	2TELV Television/Video Comm - SCC	24.88	24.05				-24.88	-100%
SCC	2ASTR Astronomy - SCC	48.82	33.98	40.34	35.7	21.27	-27.55	-56%
SCC	2KNPE Kinesiology-Physical Ed - SCC	49.83	39.43	39.72	21.42	17.89	-31.94	-64%
SCC	2CNSL Counseling - SCC	66.53	59.62	47.31	38.92	33.12	-33.41	-50%
SCC	2PHIL Philosophy - SCC	74.52	70	69.31	52.34	40.97	-33.55	-45%
SCC	2ENGL English - SCC	326.31	331.43	343.04	317.33	280.04	-46.27	-14%
SCC	2BIOL Biology - SCC	247.37	258.74	250.65	205.6	200.77	-46.6	-19%
SCC	2POLT Political Science - SCC	100.02	99.72	97.57	75.18	49.75	-50.27	-50%
SCC	2HIST History - SCC	137.53	130.42	137.48	119.21	77.6	-59.93	-44%
SCC	2MATH Math - SCC	565.27	514.17	463.92	388.04	323.41	-241.86	-43%

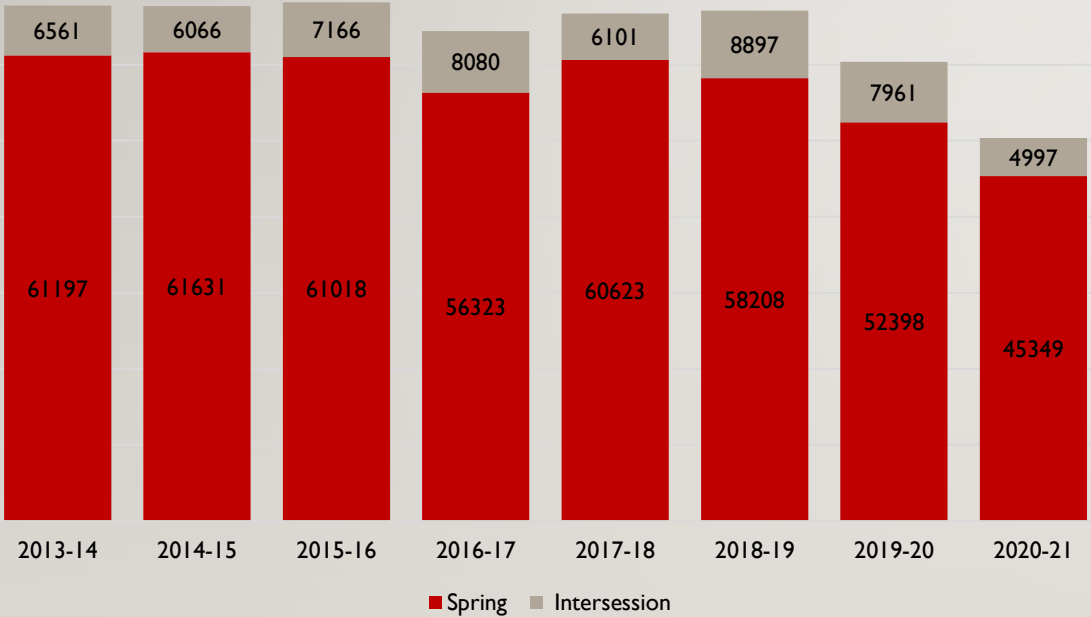
ORANGE COUNTY COMMUNITY COLLEGE DISTRICTS

COMPARISON OF INTERSESSION & SPRING ENROLLMENTS

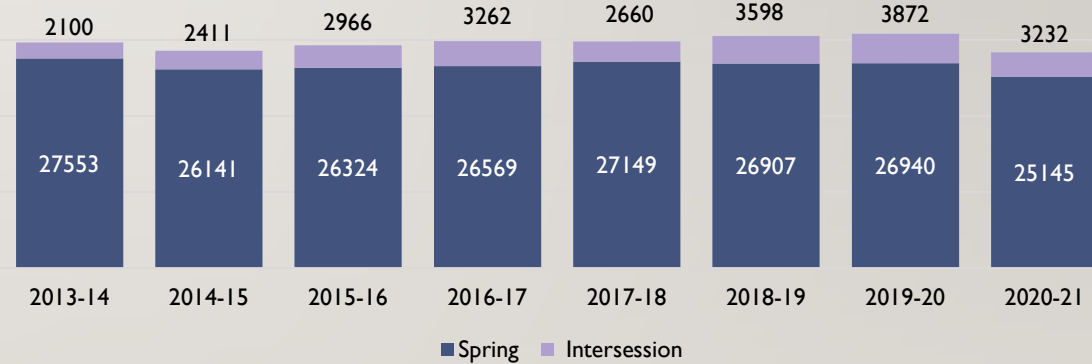
February 2022

RANCHO SANTIAGO CCD ENROLLMENTS

SAC



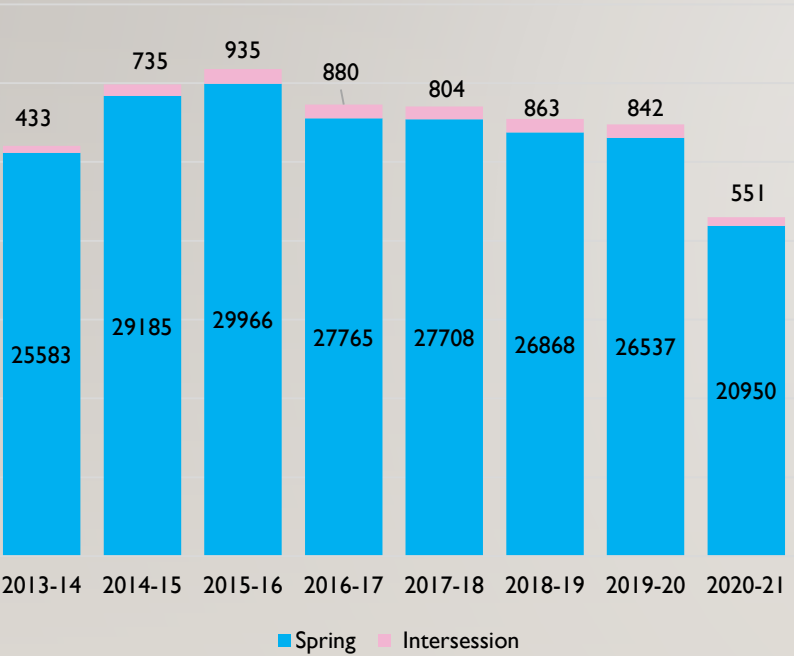
SCC



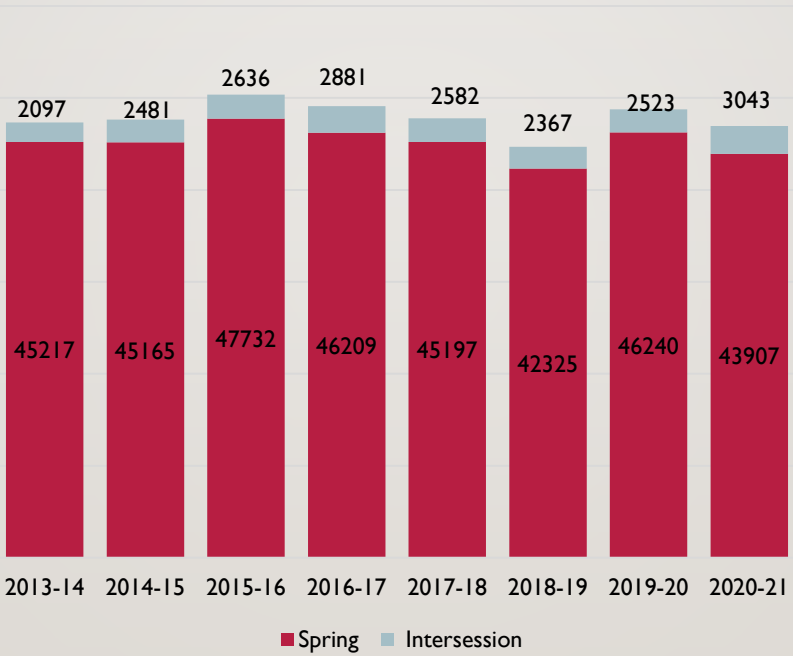
Source: RSCCD Research Department, end-of-term data

COAST CCD ENROLLMENTS

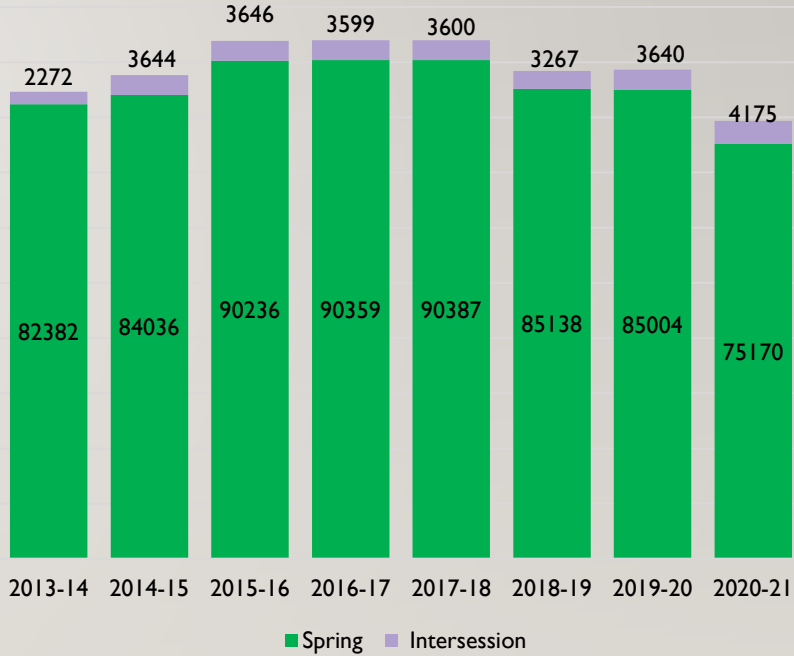
Coastline



GWC

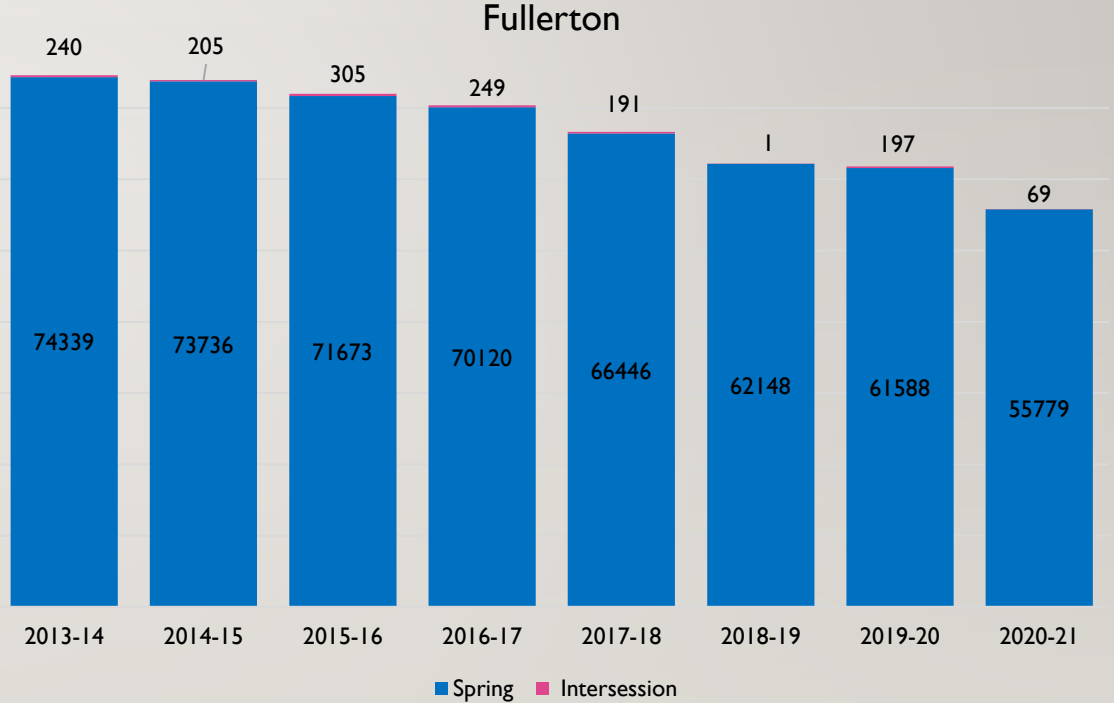
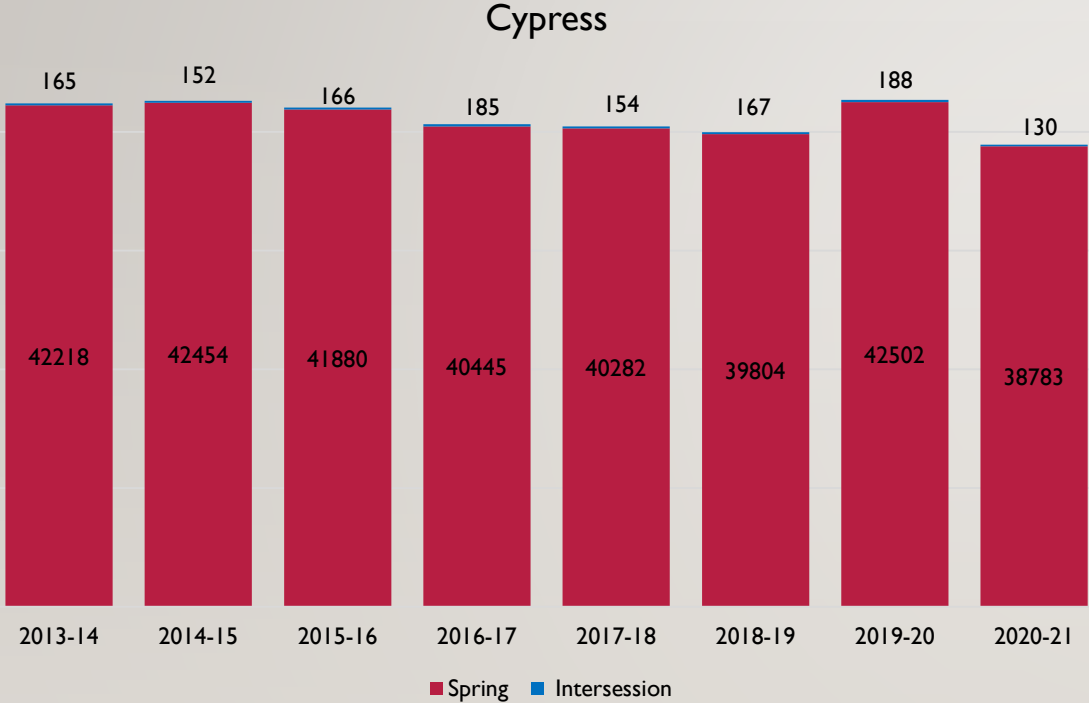


OCC



Source: CCCD Research Department, end-of-term data

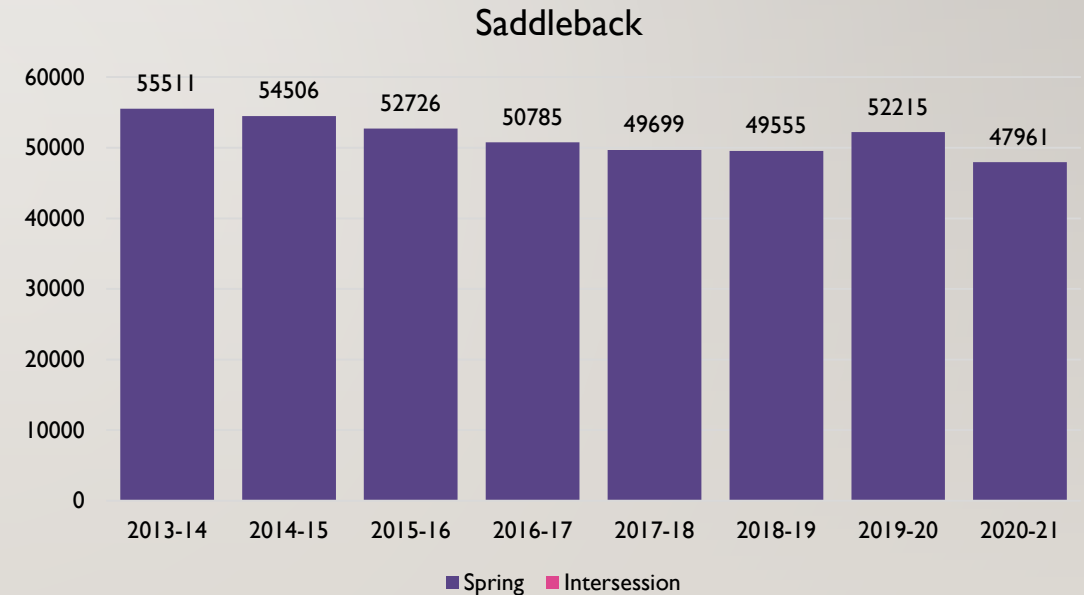
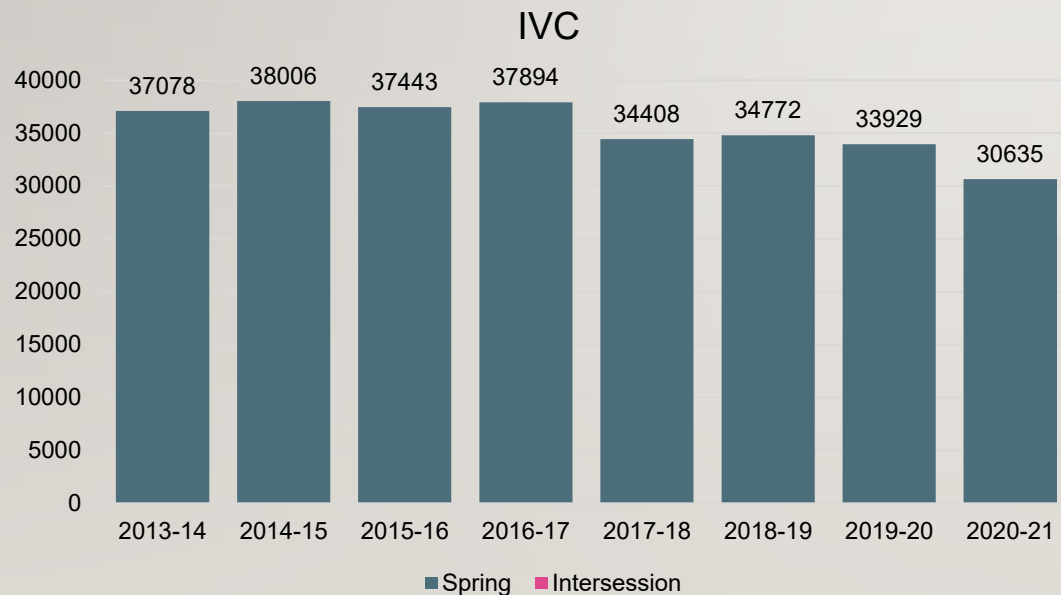
NORTH ORANGE COUNTY CCD ENROLLMENTS



Source: NOCCCD Research Department, end-of-term data

SOUTH ORANGE COUNTY CCD ENROLLMENTS

Irvine Valley College and Saddleback College do not offer intersessions, but they do offer two major 8-week sessions within their spring semester. Data for spring semester is below.



ORANGE COUNTY COMMUNITY COLLEGE DISTRICT

SCHEDULE OF INTERSESSION START DATES

	Rancho Santiago CCD		Coast CCD		North Orange County CCD		South Orange County CCD	
2009-10	-	02/08/10	01/04/10	01/30/10	01/04/10	01/19/10	-	01/11/10
2010-11	-	01/24/11	01/03/11	01/31/11	01/03/11	01/19/11	-	01/10/11
2011-12	-	01/23/12	01/03/12	01/30/12	01/03/12	01/23/12	-	01/09/12
2012-13	-	01/28/13	01/02/13	01/28/13	01/02/13	02/04/13	-	01/22/13
2013-14	01/06/14	02/10/14	01/02/14	01/27/14	01/12/14	01/27/14	-	01/21/14
2014-15	01/05/15	02/09/15	01/05/15	01/31/15	01/05/16	01/26/15	-	01/20/15
2015-16	01/04/16	02/08/16	01/04/16	01/30/16	-	02/01/16	-	01/19/16
2016-17	01/09/17	02/13/17	01/03/17	01/30/17	-	01/30/17	-	01/17/17
2017-18	01/02/18	02/05/18	01/02/18	01/29/18	-	01/29/18	-	01/16/18
2018-19	01/07/19	02/11/19	01/02/19	01/28/19	-	01/28/19	-	01/14/19
2019-20	01/06/20	02/10/20	01/02/20	01/27/20	01/02/20	01/27/20	-	01/13/20
2020-21	01/04/21	02/08/21	01/04/21	01/30/21	01/02/21	01/25/21	-	01/19/21
2021-22	01/03/22	02/07/22	01/03/22	01/31/22	01/03/22	01/24/22	-	01/18/22

Source: Compiled by RSCCD Research Department from college websites