

**This site is being upgraded.** It's an early, in-progress version of an improved ESF Transparency Portal.



U.S. DEPARTMENT OF EDUCATION

# Education Stabilization Fund

ESF / ESF Reporting / HEER - 115577574 - Year Two - Page 19 - Review

## HEER

### Recipient Reporting Data Collection - Year Two

Submitted

Submitted: almaraz\_erika@rscdd.edu - 3/20/2023, 12:20:30 PM

#### Page 19 - Review

#### General Information

Institutions must provide complete answers to each question.

1) Institutional Identifiers and Contact Information:

a)	Institution Name RANCHO SANTIAGO COMMUNITY COLLEGE DISTRICT	DUNS # 115577574	LIEI/SAM
----	--	---------------------	----------

b) Identify the applicable OPEID(s) for this annual report:

OPEID  
000128400

c) Identify the applicable IPEDS unitid(s) for this annual report:

Unitid  
121619

d) For this annual report, please report on these HEERF grant PR/Award Numbers:

PR/Award Number (Program) / Award Amount  
P425E200943 (Student Aid) / \$19,838,675

PR/Award Number (Program) / Award Amount  
P425F201161 (Institutional Portion) / \$30,065,004

PR/Award Number (Program) / Award Amount  
P425L200370 (Minority Serving Institutions) / \$2,929,559

- 2) Did you expend all of your HEERF I, II, & III funds available prior to the end of the reporting period, making this your final annual report?

 Yes No

## Websites



- 3) Reporting on institution websites:

- a) HEERF quarterly reporting webpage URL:

Quarterly Reporting URL

<https://sac.edu/StudentServices/FinancialAid/Pages/cares-act-report.aspx>

- b) Student Portion Reporting: Provide all active website URLs posted by your campus, or by the institution on behalf of your campus(es), as required by the public posting requirement from the May 13, 2021 notice in the Federal Register for the student portion including any active URLs that provide archived information.

Student Portion URL

<https://sac.edu/StudentServices/FinancialAid/Pages/cares-act-report.aspx>

See <https://www.federalregister.gov/d/2021-10196>.

- c) Institutional Portion, (a)(1), (a)(2), and (a)(3) reporting: Provide all active website URLs posted by your campus, or by the institution on behalf of your campus(es), as required by the Quarterly Public Reporting Form for (HEERF I, II, III) (a)(1), (a)(2), and (a)(3) Institutional Portion including any active URLs that provide archived information.

Institutional Portion URL

<https://sac.edu/StudentServices/FinancialAid/Pages/cares-act-report.aspx>

See <https://www2.ed.gov/about/offices/list/ope/heerfreporting.html>.

## How Aid Helped



- 4) How has HEERF helped your institution and your students?

- a) HEERF enabled my institution to continue offering planned programs (i.e., programs of study listed in our course catalog) that were at risk of discontinuation due to pandemic-related factors

Strongly disagree	Disagree	Neutral	Agree	<b>Strongly agree</b>	N/A	Unable to Determine
-------------------	----------	---------	-------	-----------------------	-----	---------------------

b) HEERF enabled my institution to keep student net prices similar to pre-pandemic levels

Strongly disagree	Disagree	Neutral	Agree	<b>Strongly agree</b>	N/A	Unable to Determine
-------------------	----------	---------	-------	-----------------------	-----	---------------------

*Net price refers to costs covered by students and their families and is calculated by adding tuition, fees, books, supplies, and living costs and subtracting grant and/or scholarship aid (e.g., Pell grants, school-based grants, merit scholarships)*

c) HEERF enabled my institution to keep students enrolled by providing them with electronic devices and Internet access

Strongly disagree	Disagree	Neutral	Agree	<b>Strongly agree</b>	N/A	Unable to Determine
-------------------	----------	---------	-------	-----------------------	-----	---------------------

d) HEERF enabled my institution to keep students enrolled who were at risk of dropping out due to pandemic-related factors by providing direct financial support to students

Strongly disagree	Disagree	Neutral	Agree	<b>Strongly agree</b>	N/A	Unable to Determine
-------------------	----------	---------	-------	-----------------------	-----	---------------------

e) HEERF enabled my institution to keep faculty, staff, employees, and contractors at full salary levels who were at risk of unemployment due to pandemic-related factors

Strongly disagree	Disagree	Neutral	Agree	Strongly agree	<b>N/A</b>	Unable to Determine
-------------------	----------	---------	-------	----------------	------------	---------------------

f) HEERF enabled my institution to purchase COVID tests, health screening, and the healthcare needed to help students and faculty

Strongly disagree	Disagree	Neutral	Agree	<b>Strongly agree</b>	N/A	Unable to Determine
-------------------	----------	---------	-------	-----------------------	-----	---------------------

## Aid Determination ^

5) How did your institution determine which students received emergency financial aid grants to students and how much each student would receive? Please indicate if any of the following strategies were used at least once during the reporting period

a) Did you ask students to apply for funds?

<b>Yes</b>	No
------------	----

i) Did you use that application to determine the amount of a student's emergency financial aid grant?

 Yes

 No

1) What needs did you prioritize to determine the amount of the student's award?

a) Food

 Yes

 No

b) Housing

 Yes

 No

c) Course materials (non-technology)

 Yes

 No

d) Technology

 Yes

 No

e) Health care

 Yes

 No

f) Child care

 Yes

 No

g) Transportation

 Yes

 No

h) Lost income (e.g., Loss of Employment/Reduced Income)

 Yes

 No

i) Other

 Yes

 No

2) Did your application require students to submit supporting documentation of their needs or difficulty meeting expenses?

 Yes

 No

b) Did you use any institutional administrative data (pre-existing data that did not come from a HEERF-specific application form) in determining the amount of funds awarded to students?

 Yes

 No

i) Which of these student factors did you prioritize in the grant determination process?

1) Enrollment intensity (i.e., full-time/part-time status, number of credits the student is taking, etc.)

 Yes

 No

- |   |   |  |
|---|---|--|
| 2) Location (i.e., branch campus)           | <input type="checkbox"/> Yes            | <input checked="" type="checkbox"/> No |
| 3) Pell Grant eligibility                   | <input type="checkbox"/> Yes            | <input checked="" type="checkbox"/> No |
| 4) FAFSA data elements                      | <input type="checkbox"/> Yes            | <input checked="" type="checkbox"/> No |
| 5) On-campus/distance education status      | <input type="checkbox"/> Yes            | <input checked="" type="checkbox"/> No |
| 6) On-campus/off-campus living arrangements | <input type="checkbox"/> Yes            | <input checked="" type="checkbox"/> No |
| 7) Academic level                           | <input checked="" type="checkbox"/> Yes | <input type="checkbox"/> No            |
| 8) Other                                    | <input type="checkbox"/> Yes            | <input checked="" type="checkbox"/> No |

- c) Did your institution use a specific methodology to calculate award amounts that is captured in a flowchart, set of equations, a formula, or other documentation?
- |                              |  |
|------------------------------|--|
| <input type="checkbox"/> Yes | <input checked="" type="checkbox"/> No |
|------------------------------|--|

## Aid Distribution



- 6) How did your institution distribute the emergency financial aid grants to students?

- |  |   |  |
|--|---|--|
| a) Checks                                    | <input checked="" type="checkbox"/> Yes | <input type="checkbox"/> No            |
| b) Electronic funds transfer /Direct deposit | <input checked="" type="checkbox"/> Yes | <input type="checkbox"/> No            |
| c) Debit cards                               | <input type="checkbox"/> Yes            | <input checked="" type="checkbox"/> No |
| d) Payment apps                              | <input type="checkbox"/> Yes            | <input checked="" type="checkbox"/> No |

e) Other

Yes No

### Emergency Grants - Guidance

7) Did your institution provide any instructions, directions, or guidance to students (e.g., FAQs) about the emergency financial aid grants upon disbursement?

Yes No

Upload PDF/MS Word document instructions, directions, or guidance. Include screenshots of relevant websites

The grantee has uploaded 1 file(s) in response to this question.

File Name	Size	Last Modified
heerf awardletter.docx	13.8 KB	4/20/2022, 3:45:35 PM

### Emergency Grants - Counts, Student, and Institution Funds

8) What percentage of students received emergency grants and how much did students receive in emergency grants by fund type and student type?

*Note: Institutions must provide complete answers to each question.*

a) Complete the following table:

*When IPEDS definitions apply (categories labeled with "(IPEDS categories)" in the form), use the same category for each student that is used to report to IPEDS. For the second and third annual HEERF reports (reporting on calendar years 2021 and 2022 in early 2022 and early 2023 respectively), if a student is not reported to IPEDS, for example because they are not enrolled for credit in courses that could lead to an award, then report that student under "Students not categorized in IPEDS." In the fourth, and fifth annual HEERF reports "Students not categorized in IPEDS" will no longer be an option in the form and institutions will need to track all of their students (regardless of if they would be included in IPEDS enrollment counts) and categorize them using the IPEDS classification methodology*

**Emergency Financial Aid Grants Awarded to Students:** Report only disbursements related to Emergency Financial Aid Grants including using those grants to satisfy outstanding accounts. Any disbursements unrelated to Emergency Financial Aid Grants should not be included in the reported expenditures

	Undergraduate <sub>6</sub> full-time <sub>7</sub> Pell grant recipients <sub>8</sub>	Undergraduate <sub>6</sub> full-time <sub>7</sub> Non- Pell grant recipients <sub>9</sub>	Undergraduate <sub>6</sub> part-time Pell grant recipients	Undergraduate <sub>6</sub> part-time Non- Pell grant recipients	Graduate full-time recipients	Graduate part-time recipients	Total

	Undergraduate <sub>6</sub> full-time <sub>7</sub> Pell grant recipients <sub>8</sub>	Undergraduate <sub>6</sub> full-time <sub>7</sub> Non- Pell grant recipients <sub>9</sub>	Undergraduate <sub>6</sub> part-time Pell grant recipients	Undergraduate <sub>6</sub> part-time Non- Pell grant recipients	Graduate full-time recipients	Graduate part-time recipients	Total
Number of Students How many students were enrolled? (unduplicated count for the reporting period)	Number 2,287	Number 3,005	Number 2,530	Number 31,099	Number 0	Number 0	Total 38,921
Number of HEERF Student Recipients – Emergency Grants to Students (unduplicated) How many students received HEERF emergency financial aid grants? (unduplicated across all HEERF sections)	Number 1,174	Number 921	Number 1,033	Number 5,409	Number 0	Number 0	Total 8,537
HEERF (a)(1) Student Aid Portion Amount Disbursed What was the amount disbursed directly to students as Emergency Financial Aid Grants?	Amount \$ 2,331,250.00	Amount \$ 1,734,400.00	Amount \$ 1,060,900.00	Amount \$ 7,028,748.00	Amount \$ 0.00	Amount \$ 0.00	Total \$12,155,298.00
HEERF (a)(1) Student Aid Portion Amount Disbursed What was the amount of Emergency Financial Aid Grants applied to satisfy student’s outstanding account balance upon receiving affirmative written consent from students to do so? If funds were not used for this purpose, report \$0. Include only amounts that benefited students who directly received Emergency Financial Aid Grants.	Amount \$ 0.00	Amount \$ 0.00	Amount \$ 0.00	Amount \$ 0.00	Amount \$ 0.00	Amount \$ 0.00	Total \$0.00
HEERF (a)(1) Institutional Portion Amount Disbursed What was the amount disbursed directly to students as Emergency Financial Aid Grants?	Amount \$ 0.00	Amount \$ 0.00	Amount \$ 0.00	Amount \$ 0.00	Amount \$ 0.00	Amount \$ 0.00	Total \$0.00
HEERF (a)(1) Institutional Portion Amount Disbursed What was the amount of Emergency	Amount \$ 0.00	Amount \$ 0.00	Amount \$ 0.00	Amount \$ 0.00	Amount \$ 0.00	Amount \$ 0.00	Total \$0.00

	Undergraduate <sub>6</sub> full-time <sub>7</sub> Pell grant recipients <sub>8</sub>	Undergraduate <sub>6</sub> full-time <sub>7</sub> Non- Pell grant recipients <sub>9</sub>	Undergraduate <sub>6</sub> part-time Pell grant recipients	Undergraduate <sub>6</sub> part-time Non- Pell grant recipients	Graduate full-time recipients	Graduate part-time recipients	Total
Financial Aid Grants applied to satisfy student's outstanding account balances? <i>If funds were not used for this purpose, report \$0.                      Include only amounts that benefited students who directly received Emergency Financial Aid Grants.</i>							

<sup>6</sup>For students in both undergraduate and graduate categories, classify as a graduate student.

<sup>7</sup>For students who had multiple enrollment intensities, classify as full-time.

<sup>8</sup>Designate the student as a Pell grant recipient if the student was a Pell grant recipient at any time within the applicable reporting period.

<sup>9</sup>Includes non-FAFSA filers.

### Emergency Grants - (a)(2), (a)(3), and (a)(4) Funds



8) What percentage of students received emergency grants and how much did students receive in emergency grants by fund type and student type?

*Note: Institutions must provide complete answers to each question.*

a) Complete the following table:

*When IPEDS definitions apply (categories labeled with "(IPEDS categories)" in the form), use the same category for each student that is used to report to IPEDS. For the second and third annual HEERF reports (reporting on calendar years 2021 and 2022 in early 2022 and early 2023 respectively), if a student is not reported to IPEDS, for example because they are not enrolled for credit in courses that could lead to an award, then report that student under "Students not categorized in IPEDS." In the fourth, and fifth annual HEERF reports "Students not categorized in IPEDS" will no longer be an option in the form and institutions will need to track all of their students (regardless of if they would be included in IPEDS enrollment counts) and categorize them using the IPEDS classification methodology*

**Emergency Financial Aid Grants Awarded to Students:** Report only disbursements related to Emergency Financial Aid Grants including using those grants to satisfy outstanding accounts. Any disbursements unrelated to Emergency Financial Aid Grants should not be included in the reported expenditures

	Undergraduate <sub>6</sub> full-time <sub>7</sub> Pell grant recipients <sub>8</sub>	Undergraduate <sub>6</sub> full-time <sub>7</sub> Non- Pell grant recipients <sub>9</sub>	Undergraduate <sub>6</sub> part-time Pell grant recipients	Undergraduate <sub>6</sub> part-time Non- Pell grant recipients	Graduate full-time recipients	Graduate part-time recipients	Total
HEERF (a)(2) Amount Disbursed (HBCUs, TCCUs, MSIs, and SIP)	Amount \$ 0.00	Amount \$ 0.00	Amount \$ 0.00	Amount \$ 0.00	Amount \$ 0.00	Amount \$ 0.00	Total \$ 0.00
What was the amount disbursed directly to students as Emergency Financial Aid Grants?							



	Undergraduate <sup>6</sup> full-time <sup>7</sup> Pell grant recipients <sup>8</sup>	Undergraduate <sup>6</sup> full-time <sup>7</sup> Non- Pell grant recipients <sup>9</sup>	Undergraduate <sup>6</sup> part-time Pell grant recipients	Undergraduate <sup>6</sup> part-time Non- Pell grant recipients	Graduate full-time recipients	Graduate part-time recipients	Total
If funds were not used for this purpose, report \$0.							
HEERF (a)(2) Amount Disbursed (HBCUs, TCCUs, MSIs, and SIP)							
What was the amount of Emergency Financial Aid Grants applied to satisfy student's outstanding account balances? <i>If funds were not used for this purpose, report \$0. Include only amounts that benefited students who directly received Emergency Financial Aid Grants.</i>	Amount \$0.00	Amount \$0.00	Amount \$0.00	Amount \$0.00	Amount \$0.00	Amount \$0.00	Total \$0.00

<sup>6</sup>For students in both undergraduate and graduate categories, classify as a graduate student.

<sup>7</sup>Students that are not considered undergraduate or graduate students, for example, non-credit students.

<sup>8</sup>For students who had multiple enrollment intensities, classify as full-time.

<sup>9</sup>Designate the student as a Pell grant recipient if the student was a Pell grant recipient at any time within the applicable reporting period.

## Emergency Grants - Min/Max, Calculated Totals, and Averages



8) What percentage of students received emergency grants and how much did students receive in emergency grants by fund type and student type?

*Note: Institutions must provide complete answers to each question.*

a) Complete the following table:

*When IPEDS definitions apply (categories labeled with "(IPEDS categories)" in the form), use the same category for each student that is used to report to IPEDS. For the second and third annual HEERF reports (reporting on calendar years 2021 and 2022 in early 2022 and early 2023 respectively), if a student is not reported to IPEDS, for example because they are not enrolled for credit in courses that could lead to an award, then report that student under "Students not categorized in IPEDS." In the third, fourth, and fifth annual HEERF reports "Students not categorized in IPEDS" will no longer be an option in the form and institutions will need to track all of their students (regardless of if they would be included in IPEDS enrollment counts) and categorize them using the IPEDS classification methodology*

**Emergency Financial Aid Grants Awarded to Students:** Report only disbursements related to Emergency Financial Aid Grants including using those grants to satisfy outstanding accounts. Any disbursements unrelated to Emergency Financial Aid Grants should not be included in the reported expenditures

	Undergraduate <sup>6</sup> full-time <sup>7</sup> Pell grant recipients <sup>8</sup>	Undergraduate <sup>6</sup> full-time <sup>7</sup> Non- Pell grant recipients <sup>9</sup>	Undergraduate <sup>6</sup> part-time Pell grant recipients	Undergraduate <sup>6</sup> part-time Non- Pell grant recipients	Graduate full-time recipients	Graduate part-time recipients	Total

	Undergraduate <sup>6</sup> full-time <sup>7</sup> Pell grant recipients <sup>8</sup>	Undergraduate <sup>6</sup> full-time <sup>7</sup> Non- Pell grant recipients <sup>9</sup>	Undergraduate <sup>6</sup> part-time Pell grant recipients	Undergraduate <sup>6</sup> part-time Non- Pell grant recipients	Graduate full-time recipients	Graduate part-time recipients	Total
Minimum and maximum award Minimum (non-zero amount) combined (combined across HEERF funds) amount awarded to any one student who received any HEERF funds.	Amount \$ 300.00	Amount \$ 300.00	Amount \$ 300.00	Amount \$ 300.00	Amount \$ 0.00	Amount \$ 0.00	Overall Minimum \$300.00
Minimum and maximum award Maximum combined (combined across HEERF funds) amount awarded to any one student who received any HEERF funds.	Amount \$ 7,500.00	Amount \$ 7,500.00	Amount \$ 7,500.00	Amount \$ 7,300.00	Amount \$ 0.00	Amount \$ 0.00	Overall Maximum \$7,500.00
HEERF Amount of Grants Disbursed What was the amount of grants disbursed to students through all HEERF funds?	Amount \$2,331,250.00	Amount \$1,734,400.00	Amount \$1,060,900.00	Amount \$7,028,748.00	Amount \$0.00	Amount \$0.00	Total \$12,155,298.00
Average HEERF Amount Awarded Among students who received HEERF emergency financial aid grants, what was the average award amount per student?	Amount \$1,985.73	Amount \$1,883.17	Amount \$1,027.01	Amount \$1,299.45	Amount	Amount	Total \$1,423.84

<sup>6</sup>For students in both undergraduate and graduate categories, classify as a graduate student.

<sup>7</sup>Students that are not considered undergraduate or graduate students, for example, non-credit students.

<sup>8</sup>For students who had multiple enrollment intensities, classify as full-time.

<sup>9</sup>Designate the student as a Pell grant recipient if the student was a Pell grant recipient at any time within the applicable reporting period.

## Emergency Grants - Title IV



8) What percentage of students received emergency grants and how much did students receive in emergency grants by fund type and student type?

*Note: Institutions must provide complete answers to each question.*

b) Among the students enrolled in your institution, how many were NOT Title IV eligible throughout their enrollment during the reporting period?

Enrolled Students Not Eligible  
21,771

Based on the Department's Final Regulations issued on May 14, 2021 (86 FR 26608, available at <https://www.federalregister.gov/d/2021-10190>), students are not required to be eligible for Title IV student financial aid in order to receive HEERF emergency financial aid grants. Title IV eligibility for this question is based on the number of students for whom the institution has received an Institutional Student Information Record (ISIR) plus the number of students who completed any alternative form developed by the institution. In reporting these data, students should be classified as Title IV eligible if they were

i) **The percentage of students enrolled in your institution who were NOT Title IV eligible throughout their enrollment during the reporting period is**  
Percentage of Enrolled Students Not Eligible  
55.94%

c) **Among students who received emergency financial aid grants, how many were NOT Title IV eligible throughout their enrollment during the reporting period?**  
Students Not Eligible Who Received Grants  
52

i) **The percentage of students who received emergency financial aid grants who were not Title IV eligible throughout their enrollment during the reporting period is**  
Percentage of Students Not Eligible Who Received Grants  
0.61%

### Emergency Grants - Race/Ethnicity



8) **What percentage of students received emergency grants and how much did students receive in emergency grants by fund type and student type?**

*Note: Institutions must provide complete answers to each question.*

d) **What number of students were enrolled, what number received emergency grants, and how much grant aid did the students receive by IPEDS race/ethnicity categories?**

Race/Ethnicity (IPEDS categories)	Enrolled student count (unduplicated)	Number of students who received at least one Emergency Financial Aid Grant (unduplicated)	What was the total amount of Emergency Financial Aid Grants disbursed to students through all HEERF funds?	Average HEERF Amount Awarded
American Indian or Alaska Native	Count 70	Number 10	Amount \$ 20,600.00	Amount \$2,060.00
Asian	Count 3,904	Number 1,296	Amount \$ 1,879,550.00	Amount \$1,450.27

d) What number of students were enrolled, what number received emergency grants, and how much grant aid did the students receive by IPEDS race/ethnicity categories?

Race/Ethnicity (IPEDS categories)	Enrolled student count (unduplicated)	Number of students who received at least one Emergency Financial Aid Grant (unduplicated)	What was the total amount of Emergency Financial Aid Grants disbursed to students through all HEERF funds?	Average HEERF Amount Awarded
Black or African American	Count 621	Number 169	Amount \$ 350,700.00	Amount \$2,075.15
Hispanic/Latino	Count 21,168	Number 5,990	Amount \$ 8,411,898.00	Amount \$1,404.32
Native Hawaiian or Other Pacific Islander	Count 120	Number 23	Amount \$ 23,400.00	Amount \$1,017.39
White	Count 6,531	Number 525	Amount \$ 745,150.00	Amount \$1,419.33
Two or more races	Count 691	Number 87	Amount \$ 175,700.00	Amount \$2,019.54
Race/ethnicity unknown	Count 5,590	Number 380	Amount \$ 458,800.00	Amount \$1,207.37
Nonresident alien	Count 226	Number 57	Amount \$ 89,500.00	Amount \$1,570.18
Students not categorized in IPEDS	Count 0	Number 0	Amount \$ 0.00	Amount

## Emergency Grants – Gender and Age



8) What percentage of students received emergency grants and how much did students receive in emergency grants by fund type and student type?

Note: Institutions must provide complete answers to each question.

e) What number of students were enrolled, what number received emergency grants, and how much grant aid did the students receive by IPEDS gender categories?

Gender/Age (IPEDS categories)	Enrolled student count (unduplicated)	Number of students who received at least one Emergency Financial Aid Grant (unduplicated)	What was the total amount of grants disbursed to students through all HEERF funds?	Average HEERF Amount Awarded
Men	Count 20,340	Number 2,950	Amount \$4,724,250.00	Amount \$1,601.44
Women	Count 18,314	Number 5,575	Amount \$7,397,248.00	Amount \$1,326.86
Students not categorized in IPEDS	Count 267	Number 12	Amount \$33,800.00	Amount \$2,816.67

f) What number of students were enrolled, what number received emergency grants and how much grant aid did the students receive by IPEDS age categories?

Institutions should follow IPEDS Fall enrollment guidelines ( <https://nces.ed.gov/ipeds/use-the-data/survey-components/8/fall-enrollment> ) for when to capture a student's age. For example, institutions operating on a traditional academic year calendar (semester, trimester, quarter, or 4-1-4) report Fall enrollment as of the institution's official fall reporting date or October 15. Institutions operating on a calendar that differs by program or that enrolls students on a continuous basis (referred to as program reporters) report Fall enrollment as students enrolled any time during the period August 1 and October 31.

Ages 25 and older	Count 23,022	Number 5,211	Amount \$5,647,650.00	Amount \$1,083.79
Ages 24 and younger	Count 15,895	Number 3,326	Amount \$6,507,648.00	Amount \$1,956.60
Age not available in administrative records (e.g., IPEDS, FAFSA, etc.)	Count 4	Number 0	Amount \$0.00	Amount

Institutional Expenditures



9) Institutional expenditures

a) Has your institution designated HEERF program funds for a specific purpose or budget objective in future calendar years (for example, operation and maintenance of plant, academic programs, residential programs, future institutional aid)?

Yes No

1) If no, are HEERF program funds being reserved for use as needed?

Yes No

b) Provide the total amount of HEERF funds expended during the reporting period on each of the following categories:

Providing additional Emergency Financial Aid Grants to students.

Amount in (a)(1) institutional dollars  
\$0.00

Amount in (a)(2) dollars, if applicable  
\$0.00

Amount in (a)(3) dollars, if applicable  
\$0.00

Explanatory Notes  
Not applicable.

Using Emergency Financial Aid Grants to cover student outstanding account balances for costs such as debt forgiveness, room, board, tuition, or fees.

Amount in (a)(1) institutional dollars  
\$0.00

Amount in (a)(2) dollars, if applicable  
\$0.00

Amount in (a)(3) dollars, if applicable  
\$0.00

Explanatory Notes  
Not applicable.

Indirect cost recovery/facilities and administrative costs charged on the grants.

Amount in (a)(1) institutional dollars  
\$ 916,667.21

Amount in (a)(2) dollars, if applicable  
\$ 4,364.16

Amount in (a)(3) dollars, if applicable  
\$ 0.00

Explanatory Notes  
Federally negotiated indirect cost rate is 28% of modified total direct costs

Covering the cost of providing additional technology hardware to students, such as laptops or tablets, or covering the added cost of technology fees.

Amount in (a)(1) institutional dollars	Amount in (a)(2) dollars, if applicable	Amount in (a)(3) dollars, if applicable
\$ 116,611.03	\$ 15,586.30	\$ 0.00

## Explanatory Notes

Laptops for students

## Providing or subsidizing the costs of high-speed internet to students or faculty to transition to an online environment.

Amount in (a)(1) institutional dollars	Amount in (a)(2) dollars, if applicable	Amount in (a)(3) dollars, if applicable
\$ 32,543.56	\$ 0.00	\$ 0.00

## Explanatory Notes

Hotspots for students

## Subsidizing off-campus housing costs due to dormitory closures or decisions to limit housing to one student per room; subsidizing housing costs to reduce housing density; paying for hotels or other off-campus housing for students who need to be isolated; paying travel expenses for students who need to leave campus early due to coronavirus infections or campus interruptions.

Amount in (a)(1) institutional dollars	Amount in (a)(2) dollars, if applicable	Amount in (a)(3) dollars, if applicable
\$ 0.00	\$ 0.00	\$ 0.00

## Explanatory Notes

Not applicable.

## Subsidizing food service to reduce density in eating facilities, to provide pre-packaged meals, or to add hours to food service operations to accommodate social distancing.

Amount in (a)(1) institutional dollars	Amount in (a)(2) dollars, if applicable	Amount in (a)(3) dollars, if applicable
\$ 0.00	\$ 0.00	\$ 0.00

## Explanatory Notes

Not applicable.

## Costs related to operating additional class sections to enable social distancing, such as those for hiring more instructors and increasing campus hours of operations.

Amount in (a)(1) institutional dollars	Amount in (a)(2) dollars, if applicable	Amount in (a)(3) dollars, if applicable
\$ 213,676.96	\$ 0.00	\$ 0.00

Explanatory Notes

Curriculum Development for additional remote courses, additional instructional assistants

**Campus safety and operations.**

*Including costs or expenses related to the disinfecting and cleaning of dorms and other campus facilities, purchases of personal protective equipment (PPE), purchases of cleaning supplies, adding personnel to increase the frequency of cleaning, the reconfiguration of facilities to promote social distancing, etc.*

Amount in (a)(1) institutional dollars  
\$ 166,714.11

Amount in (a)(2) dollars, if applicable  
\$ 0.00

Amount in (a)(3) dollars, if applicable  
\$ 0.00

Explanatory Notes

Porta potty rentals for outdoor instruction and social distancing, personal protective equipment, HVAC MERV-13 filters, disinfectant supplies

**Purchasing, leasing, or renting additional instructional equipment and supplies (such as laboratory equipment or computers) to reduce the number of students sharing equipment or supplies during a single class period and to provide time for disinfection between uses.**

Amount in (a)(1) institutional dollars  
\$ 113,935.29

Amount in (a)(2) dollars, if applicable  
\$ 0.00

Amount in (a)(3) dollars, if applicable  
\$ 0.00

Explanatory Notes

Instructional texts and supplies

**Purchasing faculty and staff training in online instruction; or paying additional funds to staff who are providing training in addition to their regular job responsibilities.**

Amount in (a)(1) institutional dollars  
\$ 263,581.90

Amount in (a)(2) dollars, if applicable  
\$ 0.00

Amount in (a)(3) dollars, if applicable  
\$ 0.00

Explanatory Notes

Remote instruction certificate training hours for PT adjunct, online canvas mentors, and contract accessibility advisement

**Purchasing, leasing, or renting additional equipment or software to enable distance learning, or upgrading campus wi-fi access or extending open networks to parking lots or public spaces, etc.**

Amount in (a)(1) institutional dollars  
\$ 576,654.64

Amount in (a)(2) dollars, if applicable  
\$ 0.00

Amount in (a)(3) dollars, if applicable  
\$ 0.00



## Explanatory Notes

Technology needed to support remote instruction

**Implementing evidence-based practices to monitor and suppress coronavirus in accordance with public health guidelines.***Including funding to cover the cost of vaccine distribution.*

Amount in (a)(1) institutional dollars

\$ 702,018.14

Amount in (a)(2) dollars, if applicable

\$ 0.00

Amount in (a)(3) dollars, if applicable

\$ 0.00

## Explanatory Notes

COVID testing; contracted services to assist with verification of vaccination status and staffing to assist Human Resources with vaccination tracking; and vaccine incentives for students

**Conducting direct outreach to financial aid applicants about the opportunity to receive a financial aid adjustment due to the recent unemployment of a family member or independent student, or other circumstances, described in section 479A of the Higher Education Act of 1965.**

Amount in (a)(1) institutional dollars

\$ 0.00

Amount in (a)(2) dollars, if applicable

\$ 0.00

Amount in (a)(3) dollars, if applicable

\$ 0.00

## Explanatory Notes

Not applicable.

**Replacing lost revenue from all sources.***Please see the Department's HEERF Lost Revenue FAQs (March 19, 2021) for more information regarding what may be appropriately included in an estimate of lost revenue.*

Amount in (a)(1) institutional dollars

\$ 6,158,638.09

Amount in (a)(2) dollars, if applicable

\$ 2,609,539.84

Amount in (a)(3) dollars, if applicable

\$ 0.00

## Explanatory Notes

Lost revenues related to bookstore, enrollment decline, parking, auxiliary services, cancelled events, use of rental facilities, and disruption of food service.

**Other Uses of (a)(1) Institutional Portion funds.**

Amount in (a)(1) institutional dollars

\$ 937,494.42

Explanatory Notes

Rental facility to allow for social distancing at graduation; online student services platform; increase in unemployment insurance cost; staffing to help with outreach to dropped students, student response center, distance education and career education programs.

Other uses of (a)(2) or (a)(3) funds, if applicable.

Amount in (a)(2) dollars, if applicable

\$0.00

Amount in (a)(3) dollars, if applicable

\$0.00

Explanatory Notes

Not applicable.

Annual Institutional Expenditures for each Program

Amount in (a)(1) institutional dollars

\$10,198,535.35

Amount in (a)(2) dollars, if applicable

\$2,629,490.30

Amount in (a)(3) dollars, if applicable

\$0.00

Total of Institutional Annual Expenditures

Amount in all institutional dollars

\$12,828,025.65

Lost Revenue



c) Estimate how much of the lost revenue reported above came from revenue lost from each of the following sources:

*These categories are the categories described in Question 3 of the HEERF Lost Revenue FAQs (March 19, 2021, available at <https://www2.ed.gov/about/offices/list/ope/heerflostrevenuefaqs.pdf>).*

Academic Resources

Estimated Amount  
\$0.00

Unpaid student accounts receivable or other student account debts (including tuition, fees, and institutional charges)

Estimated Amount  
\$0.00

Room and board

Estimated Amount  
\$0.00

Enrollment declines, including reduced tuition, fees, and institutional charges

Estimated Amount  
\$2,120,139.66

Supported research

Estimated Amount  
\$0.00

Summer terms and camps

Auxiliary services sources

Cancelled ancillary events

Disruption of food service

Estimated Amount \$0.00	Estimated Amount \$526,618.70	Estimated Amount \$88,572.79	Estimated Amount \$21,419.00
<b>Dormitory services</b> Estimated Amount \$0.00	<b>Childcare services</b> Estimated Amount \$0.00	<b>Use of facilities or venues, including external events such as weddings, receptions, or conferences (other than facilities associated with sectarian instruction or religious worship)</b> Estimated Amount \$51,803.00	<b>Bookstore revenue</b> Estimated Amount \$4,512,483.01
<b>Parking revenue</b> Estimated Amount \$1,447,141.77	<b>Lease revenue</b> Estimated Amount \$0.00	<b>Royalties</b> Estimated Amount \$0.00	<b>Other operating revenue</b> Estimated Amount \$0.00
<b>Total (a)(1) lost revenue funds</b> \$6,158,638.09	<b>Total (a)(2) lost revenue funds</b> \$2,609,539.84	<b>Total (a)(3) lost revenue funds</b> \$0.00	<b>TOTAL LOST REVENUE HEERF</b> \$8,768,177.93 <i>Estimated amounts need to sum to amounts reported in 9a</i>

d) Briefly describe the "other operating revenue" reported above:

Brief description

## Enrollment - Academic

10) Provide the unduplicated count of students who were enrolled at least once as a degree/certificate seeking student within the reporting period and their enrollment status at the end reporting period. The three statuses (completed, withdrawn, and still enrolled) need to add up to the total number of students enrolled.

## Calendar year 2021: Enrollment status for all degree/certificate seeking students

a) Complete the following table for the applicable reporting period

	Number of degree/certificate seeking students	Number of degree/certificate seeking students who completed a program at your institution during the reporting period	Number of degree/certificate seeking students who did not complete during the reporting period but were still enrolled at your institution (i.e., last enrollment record at the end of the reporting period is not a withdraw record)	Number of degree/certificate seeking students who did not complete and withdrew from your institution (i.e., no completion record during the reporting period and the last enrollment record at the end of the reporting period is a withdraw record)
Academic level <b>UNDERGRADUATE STUDENTS</b> <i>For students in both undergraduate and graduate categories, classify as a graduate student</i>	Number 17,226	Number 1,594	Number 1,876	Number 13,756
Academic level <b>GRADUATE STUDENTS</b> <i>For students in both undergraduate and graduate categories, classify as a graduate student</i>	Number 0	Number 0	Number 0	Number 0
Pell grant status (undergraduates only) <b>PELL GRANT RECIPIENTS</b> <i>Designate the student as a Pell grant recipient if the student was a Pell grant recipient at any time within the applicable reporting period</i>	Number 4,072	Number 463	Number 739	Number 2,870
Pell grant status (undergraduates only) <b>NON-PELL GRANT RECIPIENTS</b> <i>Designate the student as a Pell grant recipient if the student was a Pell grant recipient at any time within the applicable reporting period</i>	Number 13,154	Number 1,131	Number 1,137	Number 10,886
Enrollment intensity <b>PART-TIME</b> <i>For students who had multiple enrollment intensities, classify as full-time</i>	Number 13,302	Number 1,085	Number 841	Number 11,376

Enrollment intensity

**FULL-TIME**

*For students who had multiple enrollment intensities, classify as full-time*

Number

3,924

Number

509

Number

1,035

Number

2,380

### Calendar year 2020: Enrollment status for all degree/certificate seeking students

b) Complete the following table

*This table provides a historical comparison point for the current reporting period and since it is historical information it does not have to be updated on an annual basis. Institutions should submit responses in the early 2022 data collection process. However, if institutions need more time, they can submit responses in the early 2023 data collection process*

	Number of degree/certificate seeking students enrolled during the calendar year	Number of degree/certificate seeking students who completed a program at your institution during the calendar year	Number of degree/certificate seeking students who did not complete calendar year but were still enrolled at your institution (i.e., last enrollment record at the end of the calendar year is not a withdraw record)	Number of degree/certificate seeking students who did not complete calendar year and withdrew from your institution (i.e., no completion record and the last enrollment record at the end of the calendar year is a withdraw record)
<b>Academic level</b> <b>UNDERGRADUATE STUDENTS</b> <i>For students in both undergraduate and graduate categories, classify as a graduate student</i>	Number 17,898	Number 1,960	Number 1,955	Number 13,983
<b>Academic level</b> <b>GRADUATE STUDENTS</b> <i>For students in both undergraduate and graduate categories, classify as a graduate student</i>	Number 0	Number 0	Number 0	Number 0
<b>Pell grant status (undergraduates only)</b> <b>PELL GRANT RECIPIENTS</b> <i>Designate the student as a Pell grant recipient if the student was a Pell grant recipient at any time within the applicable reporting period</i>	Number 4,396	Number 639	Number 698	Number 3,059

Pell grant status (undergraduates only) <b>NON-PELL GRANT RECIPIENTS</b> <i>Designate the student as a Pell grant recipient if the student was a Pell grant recipient at any time within the applicable reporting period</i>	Number 13,502	Number 1,321	Number 1,257	Number 10,924
Enrollment intensity <b>PART-TIME</b> <i>For students who had multiple enrollment intensities, classify as full-time</i>	Number 13,246	Number 1,145	Number 824	Number 11,277
Enrollment intensity <b>FULL-TIME</b> <i>For students who had multiple enrollment intensities, classify as full-time</i>	Number 4,652	Number 815	Number 1,131	Number 2,706

### Calendar year 2019: Enrollment status for all degree/certificate seeking students

c) Complete the following table

*This table provides a historical comparison point for the current reporting period and since it is historical information it does not have to be updated on an annual basis. Institutions should submit responses in the early 2022 data collection process. However, if institutions need more time, they can submit responses in the early 2023 data collection process*

	Number of degree/certificate seeking students enrolled during the calendar year	Number of degree/certificate seeking students who completed a program at your institution during the calendar year	Number of degree/certificate seeking students who did not complete calendar year but were still enrolled at your institution (i.e., last enrollment record at the end of the calendar year is not a withdraw record)	Number of degree/certificate seeking students who did not complete calendar year and withdrew from your institution (i.e., no completion record and the last enrollment record at the end of the calendar year is a withdraw record)
Academic level <b>UNDERGRADUATE STUDENTS</b> <i>For students in both undergraduate and graduate categories, classify as a graduate student</i>	Number 21,015	Number 2,077	Number 2,560	Number 16,378

<p>Academic level <b>GRADUATE STUDENTS</b></p> <p><i>For students in both undergraduate and graduate categories, classify as a graduate student</i></p>	<p>Number 0</p>	<p>Number 0</p>	<p>Number 0</p>	<p>Number 0</p>
<p>Pell grant status (undergraduates only) <b>PELL GRANT RECIPIENTS</b></p> <p><i>Designate the student as a Pell grant recipient if the student was a Pell grant recipient at any time within the applicable reporting period</i></p>	<p>Number 4,923</p>	<p>Number 676</p>	<p>Number 952</p>	<p>Number 3,295</p>
<p>Pell grant status (undergraduates only) <b>NON-PELL GRANT RECIPIENTS</b></p> <p><i>Designate the student as a Pell grant recipient if the student was a Pell grant recipient at any time within the applicable reporting period</i></p>	<p>Number 16,092</p>	<p>Number 1,401</p>	<p>Number 1,608</p>	<p>Number 13,083</p>
<p>Enrollment intensity <b>PART-TIME</b></p> <p><i>For students who had multiple enrollment intensities, classify as full-time</i></p>	<p>Number 15,468</p>	<p>Number 1,244</p>	<p>Number 1,077</p>	<p>Number 13,147</p>
<p>Enrollment intensity <b>FULL-TIME</b></p> <p><i>For students who had multiple enrollment intensities, classify as full-time</i></p>	<p>Number 5,547</p>	<p>Number 833</p>	<p>Number 1,483</p>	<p>Number 3,231</p>

## Enrollment - Race ^

- 10) Provide the unduplicated count of students who were enrolled at least once as a degree/certificate seeking student within the reporting period and their enrollment status at the end reporting period. The three statuses (completed, withdrawn, and still enrolled) need to add up to the total number of students enrolled.

### Calendar year 2021: Enrollment status for all degree/certificate seeking students ^

- a) Complete the following table for the applicable reporting period

	Number of degree/certificate seeking students	Number of degree/certificate seeking students who completed a program at your institution during the reporting period	Number of degree/certificate seeking students who did not complete during the reporting period but were still enrolled at your institution (i.e., last enrollment record at the end of the reporting period is not a withdraw record)	Number of degree/certificate seeking students who did not complete and withdrew from your institution (i.e., no completion record during the reporting period and the last enrollment record at the end of the reporting period is a withdraw record)
Race/ethnicity (IPEDS categories) <b>AMERICAN INDIAN OR ALASKA NATIVE</b>	Number 28	Number 3	Number 2	Number 23
Race/ethnicity (IPEDS categories) <b>ASIAN</b>	Number 1,760	Number 230	Number 128	Number 1,402
Race/ethnicity (IPEDS categories) <b>BLACK OR AFRICAN AMERICAN</b>	Number 356	Number 15	Number 49	Number 292
Race/ethnicity (IPEDS categories) <b>HISPANIC/LATINO</b>	Number 11,221	Number 1,072	Number 1,450	Number 8,699
Race/ethnicity (IPEDS categories) <b>NATIVE HAWAIIAN OR OTHER PACIFIC ISLANDER</b>	Number 60	Number 6	Number 8	Number 46
Race/ethnicity (IPEDS categories) <b>WHITE</b>	Number 2,605	Number 168	Number 148	Number 2,289
Race/ethnicity (IPEDS categories) <b>TWO OR MORE RACES</b>	Number 362	Number 26	Number 26	Number 310
Race/ethnicity (IPEDS categories) <b>RACE/ETHNICITY UNKNOWN</b>	Number 834	Number 74	Number 65	Number 695



Race/ethnicity (IPEDS categories)  
NONRESIDENT ALIEN

Number  
0

Number  
0

Number  
0

Number  
0

## Calendar year 2020: Enrollment status for all degree/certificate seeking students

b) Complete the following table

*This table provides a historical comparison point for the current reporting period and since it is historical information it does not have to be updated on an annual basis. Institutions should submit responses in the early 2022 data collection process. However, if institutions need more time, they can submit responses in the early 2023 data collection process*

	Number of degree/certificate seeking students enrolled during the calendar year	Number of degree/certificate seeking students who completed a program at your institution during the calendar year	Number of degree/certificate seeking students who did not complete calendar year but were still enrolled at your institution (i.e., last enrollment record at the end of the calendar year is not a withdraw record)	Number of degree/certificate seeking students who did not complete calendar year and withdrew from your institution (i.e., no completion record and the last enrollment record at the end of the calendar year is a withdraw record)
Race/ethnicity (IPEDS categories) AMERICAN INDIAN OR ALASKA NATIVE	Number 32	Number 2	Number 3	Number 27
Race/ethnicity (IPEDS categories) ASIAN	Number 1,822	Number 251	Number 128	Number 1,443
Race/ethnicity (IPEDS categories) BLACK OR AFRICAN AMERICAN	Number 292	Number 21	Number 41	Number 230
Race/ethnicity (IPEDS categories) HISPANIC/LATINO	Number 12,376	Number 1,343	Number 1,555	Number 9,478

Race/ethnicity (IPEDS categories) <b>NATIVE HAWAIIAN OR OTHER PACIFIC ISLANDER</b>	Number 56	Number 4	Number 7	Number 45
Race/ethnicity (IPEDS categories) <b>WHITE</b>	Number 2,111	Number 215	Number 128	Number 1,768
Race/ethnicity (IPEDS categories) <b>TWO OR MORE RACES</b>	Number 364	Number 41	Number 34	Number 289
Race/ethnicity (IPEDS categories) <b>RACE/ETHNICITY UNKNOWN</b>	Number 845	Number 83	Number 59	Number 703
Race/ethnicity (IPEDS categories) <b>NONRESIDENT ALIEN</b>	Number 0	Number 0	Number 0	Number 0

### Calendar year 2019: Enrollment status for all degree/certificate seeking students



c) **Complete the following table**

*This table provides a historical comparison point for the current reporting period and since it is historical information it does not have to be updated on an annual basis. Institutions should submit responses in the early 2022 data collection process. However, if institutions need more time, they can submit responses in the early 2023 data collection process*

	Number of degree/certificate seeking students enrolled during the calendar year	Number of degree/certificate seeking students who completed a program at your institution during the calendar year	Number of degree/certificate seeking students who did not complete calendar year but were still enrolled at your institution (i.e., last enrollment record at the end of the calendar year is not a withdraw record)	Number of degree/certificate seeking students who did not complete calendar year and withdrew from your institution (i.e., no completion record and the last enrollment record at the end of the calendar year is a withdraw record)

Race/ethnicity (IPEDS categories) <b>AMERICAN INDIAN OR ALASKA NATIVE</b>	Number 42	Number 2	Number 4	Number 36
Race/ethnicity (IPEDS categories) <b>ASIAN</b>	Number 2,092	Number 281	Number 168	Number 1,643
Race/ethnicity (IPEDS categories) <b>BLACK OR AFRICAN AMERICAN</b>	Number 360	Number 30	Number 38	Number 292
Race/ethnicity (IPEDS categories) <b>HISPANIC/LATINO</b>	Number 14,294	Number 1,441	Number 2,085	Number 10,768
Race/ethnicity (IPEDS categories) <b>NATIVE HAWAIIAN OR OTHER PACIFIC ISLANDER</b>	Number 59	Number 3	Number 7	Number 49
Race/ethnicity (IPEDS categories) <b>WHITE</b>	Number 2,689	Number 213	Number 125	Number 2,351
Race/ethnicity (IPEDS categories) <b>TWO OR MORE RACES</b>	Number 352	Number 36	Number 35	Number 281
Race/ethnicity (IPEDS categories) <b>RACE/ETHNICITY UNKNOWN</b>	Number 1,127	Number 71	Number 98	Number 958
Race/ethnicity (IPEDS categories) <b>NONRESIDENT ALIEN</b>	Number 0	Number 0	Number 0	Number 0

## Enrollment - Gender/Age



- 10) Provide the unduplicated count of students who were enrolled at least once as a degree/certificate seeking student within the reporting period and their enrollment status at the end reporting period. The three statuses (completed, withdrawn, and still enrolled) need to add up to the total number of students enrolled.

### Calendar year 2021: Enrollment status for all degree/certificate seeking students ^

a) Complete the following table for the applicable reporting period

	Number of degree/certificate seeking students	Number of degree/certificate seeking students who completed a program at your institution during the reporting period	Number of degree/certificate seeking students who did not complete during the reporting period but were still enrolled at your institution (i.e., last enrollment record at the end of the reporting period is not a withdraw record)	Number of degree/certificate seeking students who did not complete and withdrew from your institution (i.e., no completion record during the reporting period and the last enrollment record at the end of the reporting period is a withdraw record)
Gender (IPEDS categories) <b>WOMEN</b>	Number 8,959	Number 1,011	Number 983	Number 6,965
Gender (IPEDS categories) <b>MEN</b>	Number 8,267	Number 583	Number 893	Number 6,791
Age (IPEDS categories) <b>AGES 25 AND OLDER</b>	Number 7,072	Number 772	Number 432	Number 5,868
Age (IPEDS categories) <b>AGES 24 AND YOUNGER</b>	Number 10,154	Number 822	Number 1,444	Number 7,888

Age (IPEDS categories)  
**AGE NOT AVAILABLE IN ADMINISTRATIVE RECORDS (E.G., IPEDS, FAFSA, ETC.)**

Number  
0

Number  
0

Number  
0

Number  
0

### Calendar year 2020: Enrollment status for all degree/certificate seeking students

b) **Complete the following table**

*This table provides a historical comparison point for the current reporting period and since it is historical information it does not have to be updated on an annual basis. Institutions should submit responses in the early 2022 data collection process. However, if institutions need more time, they can submit responses in the early 2023 data collection process*

	Number of degree/certificate seeking students enrolled during the calendar year	Number of degree/certificate seeking students who completed a program at your institution during the calendar year	Number of degree/certificate seeking students who did not complete calendar year but were still enrolled at your institution (i.e., last enrollment record at the end of the calendar year is not a withdraw record)	Number of degree/certificate seeking students who did not complete calendar year and withdrew from your institution (i.e., no completion record and the last enrollment record at the end of the calendar year is a withdraw record)
Gender (IPEDS categories) <b>WOMEN</b>	Number 9,552	Number 1,093	Number 1,092	Number 7,367
Gender (IPEDS categories) <b>MEN</b>	Number 8,346	Number 867	Number 863	Number 6,616
Age (IPEDS categories) <b>AGES 25 AND OLDER</b>	Number 6,871	Number 853	Number 481	Number 5,537

Age (IPEDS categories) <b>AGES 24 AND YOUNGER</b>	Number 11,027	Number 1,107	Number 1,474	Number 8,446
Age (IPEDS categories) <b>AGE NOT AVAILABLE IN ADMINISTRATIVE RECORDS (E.G., IPEDS, FAFSA, ETC.)</b>	Number 0	Number 0	Number 0	Number 0

### Calendar year 2019: Enrollment status for all degree/certificate seeking students

c) Complete the following table

*This table provides a historical comparison point for the current reporting period and since it is historical information it does not have to be updated on an annual basis. Institutions should submit responses in the early 2022 data collection process. However, if institutions need more time, they can submit responses in the early 2023 data collection process*

	Number of degree/certificate seeking students enrolled during the calendar year	Number of degree/certificate seeking students who completed a program at your institution during the calendar year	Number of degree/certificate seeking students who did not complete calendar year but were still enrolled at your institution (i.e., last enrollment record at the end of the calendar year is not a withdraw record)	Number of degree/certificate seeking students who did not complete calendar year and withdrew from your institution (i.e., no completion record and the last enrollment record at the end of the calendar year is a withdraw record)
Gender (IPEDS categories) <b>WOMEN</b>	Number 10,687	Number 1,222	Number 1,315	Number 8,150
Gender (IPEDS categories) <b>MEN</b>	Number 10,328	Number 855	Number 1,245	Number 8,228

Age (IPEDS categories) AGES 25 AND OLDER	Number 8,288	Number 928	Number 486	Number 6,874
Age (IPEDS categories) AGES 24 AND YOUNGER	Number 12,727	Number 1,149	Number 2,074	Number 9,504
Age (IPEDS categories) AGE NOT AVAILABLE IN ADMINISTRATIVE RECORDS (E.G., IPEDS, FAFSA, ETC.)	Number 0	Number 0	Number 0	Number 0

## FTE Positions



- 11) Provide the number of full-time equivalent (FTE) positions as of the listed reporting dates by IPEDS categories. (The number of FTE positions includes all staff regardless of whether the position is funded by Federal, State, local, or other funds—including instructional and non-instructional staff and contractors—and equals the sum of the number of full-time positions plus the full-time equivalent of the number of part-time positions).

### Instructional Staff

*An occupational category that is comprised of staff who are either: 1) Primarily Instruction or 2) Instruction combined with research and/or public service. The intent of the Instructional Staff category is to include all individuals whose primary occupation includes instruction at the institution.*

a) Full-time equivalent (FTE) positions as of November 1, 2018

542.46

b) Full-time equivalent (FTE) positions as of November 1, 2019

544.03

c) Full-time equivalent (FTE) positions as of November 1, 2020

501.82

d) Full-time equivalent (FTE) positions as of November 1, 2021

482.68

### Non-Instructional Staff

a) Full-time equivalent (FTE) positions as of November 1, 2018

512.68

b) Full-time equivalent (FTE) positions as of November 1, 2019

517.67

c) Full-time equivalent (FTE) positions as of November 1, 2020

482.66

d) Full-time equivalent (FTE) positions as of November 1, 2021

446.40

## Accreditor Approval



12) Did your institution receive approval from your primary accreditor to offer distance education after the start of the national emergency?

a) Did your institution receive temporary approval from your primary accreditor to offer distance education?

Yes No

b) Did your institution receive permanent approval from your primary accreditor to offer distance education?

Yes No







c) Provide the name of your institution's primary accreditor that provided temporary and/or permanent approval

Accrediting Commission for Community & Junior Colleges (ACCJC)

d) Are you accredited by an agency that does not have distance education within its scope of recognition and therefore relied on COVID-19 flexibilities to offer distance education?

Yes No

## Site Resources

-  [About the Data](#)
-  [Grantee Help](#)
-  [Data Download](#)
-  [API Documentation](#)
-  [Glossary](#)
-  [ESF Contacts](#)





[www.covid-relief-data.ed.gov](http://www.covid-relief-data.ed.gov)  
An official website of the Department of Education

Website Policies

Looking for U.S. government information and services? **Visit USA.gov**  
Looking for U.S. government information and services? **Visit USA.gov**

U.S. Department of Education



Contact Us

1-800-USA-LEARN

U.S. Department of Education



Contact Us

1-800-USA-LEARN