

This site is being upgraded. It's an early, in-progress version of an improved ESF Transparency Portal.



U.S. DEPARTMENT OF EDUCATION

Education Stabilization Fund

ESF / ESF Reporting / HEER - 115577574 - Year Three - Page 19 - Review

HEER

Recipient Reporting Data Collection - Year Three

Submitted

Submitted: almaraz_erika@rscdd.edu - 3/20/2023, 10:50:06 AM

Page 19 - Review

General Information

Institutions must provide complete answers to each question.

1) Institutional Identifiers and Contact Information:

a) Institution Name RANCHO SANTIAGO COMMUNITY COLLEGE DISTRICT	DUNS # 115577574	UEI (SAM) CYV8HJNV3DU7
---	---------------------	---------------------------

b) Identify the applicable OPEID(s) for this annual report:

OPEID
00128400

c) Identify the applicable IPEDS unitid(s) for this annual report:

Unitid
121619

d) For this annual report, please report on these HEERF grant PR/Award Numbers:

PR/Award Number (Program) / Award Amount
P425E200943 (Student Aid) / \$19,838,675

PR/Award Number (Program) / Award Amount
P425F201161 (Institutional Portion) / \$30,065,004

PR/Award Number (Program) / Award Amount
P425L200370 (Minority Serving Institutions) / \$2,929,559

- 2) Did you expend all of your HEERF I, II, & III funds available prior to the end of the reporting period, making this your final annual report?

If your institution did not expend all available HEERF grant funds by the end of the reporting period, and will not have any HEERF expenditures to report after the current reporting period, please respond "YES" indicating that this will be your final annual report.

Websites ^

- 3) Reporting on institution websites:

- a) HEERF quarterly reporting webpage URL:

Quarterly Reporting URL
<https://sac.edu/StudentServices/FinancialAid/Pages/cares-act-report.aspx>

- b) Student and Institutional Portion Reporting: Provide all active website URLs posted by your campus, or by the institution on behalf of your campus(es), as required by the public posting requirement from the May 13, 2021 notice in the Federal Register² for the student and institutional portion including any active URLs that provide archived information.³

Student and Institutional Portion URL
<https://sac.edu/StudentServices/FinancialAid/Pages/cares-act-report.aspx>

²See <https://www.federalregister.gov/d/2021-10196>

³Include active landing/portal page(s) for quarterly reporting webpage(s). In addition, report any active quarterly reporting webpage(s) not referenced or linked from landing or portal pages including those that were published prior to quarterly reporting guidance (<https://www2.ed.gov/about/offices/list/ope/heerfquarterlyreport2022.pdf>)

How Aid Helped ^

- 4) How has HEERF helped your institution and your students?

- a) HEERF enabled my institution to continue offering planned programs (i.e., programs of study listed in our course catalog) that were at risk of discontinuation due to pandemic-related factors

b) HEERF enabled my institution to keep student net prices similar to pre-pandemic levels

Strongly disagree	Disagree	Neutral	Agree	Strongly agree	N/A	Unable to Determine
-------------------	----------	---------	-------	-----------------------	-----	---------------------

Net price refers to costs covered by students and their families and is calculated by adding tuition, fees, books, supplies, and living costs and subtracting grant and/or scholarship aid (e.g., Pell grants, school-based grants, merit scholarships)

c) HEERF enabled my institution to keep students enrolled by providing them with electronic devices and Internet access

Strongly disagree	Disagree	Neutral	Agree	Strongly agree	N/A	Unable to Determine
-------------------	----------	---------	-------	-----------------------	-----	---------------------

d) HEERF enabled my institution to keep students enrolled who were at risk of dropping out due to pandemic-related factors by providing direct financial support to students

Strongly disagree	Disagree	Neutral	Agree	Strongly agree	N/A	Unable to Determine
-------------------	----------	---------	-------	-----------------------	-----	---------------------

e) HEERF enabled my institution to keep faculty, staff, employees, and contractors at full salary levels who were at risk of unemployment due to pandemic-related factors

Strongly disagree	Disagree	Neutral	Agree	Strongly agree	N/A	Unable to Determine
-------------------	----------	---------	-------	----------------	------------	---------------------

f) HEERF enabled my institution to purchase COVID tests, health screening, and the healthcare needed to help students and faculty

Strongly disagree	Disagree	Neutral	Agree	Strongly agree	N/A	Unable to Determine
-------------------	----------	---------	-------	-----------------------	-----	---------------------

Aid Determination

5) How did your institution determine which students received emergency financial aid grants to students and how much each student would receive? Please indicate if any of the following strategies were used at least once during the reporting period

a) Did you ask students to apply for funds? Yes No

b) Did you use any institutional administrative data (pre-existing data that did not come from a HEERF-specific application form) in determining the amount of funds awarded to students? Yes No

i) Which of these student factors did you prioritize in the grant determination process?

1) Enrollment intensity (i.e., full-time/part-time status, number of credits the student is taking, etc.)

Yes No

2) Location (i.e., branch campus)

Yes No

3) Pell Grant eligibility

Yes No

4) FAFSA data elements

Yes No

5) On-campus/distance education status

Yes No

6) On-campus/off-campus living arrangements

Yes No

7) Academic level

Yes No

8) Other

Yes No

c) Did your institution use a specific methodology to calculate award amounts that is captured in a flowchart, set of equations, a formula, or other documentation?

Yes No

Upload PDF/MS Word document instructions, directions, or guidance. Include screenshots of relevant websites

The grantee has uploaded 1 file(s) in response to this question.

File Name	Size	Last Modified
heerf student award calculation.docx	12.0 KB	3/16/2023, 4:55:03 PM



6) How did your institution distribute the emergency financial aid grants to students?

a) Checks

Yes No

b) Electronic funds transfer /Direct deposit

Yes No

c) Debit cards

Yes No

d) Payment apps

Yes No

e) Other

Yes No

Emergency Grants - Guidance ^

7) Did your institution provide any instructions, directions, or guidance to students (e.g., FAQs) about the emergency financial aid grants upon disbursement?

Yes No

Upload PDF/MS Word document instructions, directions, or guidance. Include screenshots of relevant websites

The grantee has uploaded 1 file(s) in response to this question.

File Name	Size	Last Modified
student heerf award email.pdf	1.0 MB	3/16/2023, 4:58:33 PM

Emergency Grants - Counts, Student, and Institution Funds ^

8) What percentage of students received emergency grants and how much did students receive in emergency grants by fund type and student type?

Note: Institutions must provide complete answers to each question.

a) Complete the following table:

When IPEDS definitions apply (categories labeled with "(IPEDS categories)" in the form), use the same category for each student that is used to report to IPEDS. For the second and third annual HEERF reports (reporting on calendar years 2021 and 2022 in early 2022 and early 2023 respectively), if a student is not reported to IPEDS, for example because they are not enrolled for credit in courses that could lead to an award, then report that student under "Students not categorized in IPEDS." In the fourth, and fifth annual HEERF reports "Students not categorized in IPEDS" will no longer be an option in the form and institutions will need to track all of their students (regardless of if they would be included in IPEDS enrollment counts) and categorize them using the IPEDS classification methodology

Emergency Financial Aid Grants Awarded to Students: Report only disbursements related to Emergency Financial Aid Grants including using those grants to satisfy outstanding accounts. Any disbursements unrelated to Emergency Financial Aid Grants should not be included in the reported expenditures

	Undergraduate ₆ full-time ₈ Pell grant recipients ₉	Undergraduate ₆ full-time ₈ Non- Pell grant recipients ₁₀	Undergraduate ₆ part-time Pell grant recipients	Undergraduate ₆ part-time Non- Pell grant recipients	Graduate full-time recipients	Graduate part-time recipients	Other ₇	Total
Number of Students How many students were enrolled? (unduplicated count for the reporting period)	Number 2,682	Number 3,102	Number 2,607	Number 29,319	Number 0	Number 0	Number 4,079	Total 41,789
Number of HEERF Student Recipients – Emergency Grants to Students (unduplicated) How many students received HEERF emergency financial aid grants? (unduplicated across all HEERF sections)	Number 2,647	Number 2,603	Number 1,982	Number 5,026	Number 0	Number 0	Number 4,079	Total 16,337
HEERF (a)(1) Student Aid Portion Amount Disbursed What was the amount disbursed directly to students as Emergency Financial Aid Grants?	Amount \$ 1,014,990.00	Amount \$ 966,450.00	Amount \$ 552,130.00	Amount \$ 1,180,409.00	Amount \$ 0.00	Amount \$ 0.00	Amount \$ 1,175,800.00	Total \$ 4,889,779.00
HEERF (a)(1) Student Aid Portion Amount Disbursed What was the amount of Emergency Financial Aid Grants applied to satisfy student’s outstanding account balance upon receiving affirmative written consent from	Amount \$ 0.00	Amount \$ 0.00	Amount \$ 0.00	Amount \$ 0.00	Amount \$ 0.00	Amount \$ 0.00	Amount \$ 0.00	Total \$ 0.00

	Undergraduate ₆ full-time ₈ Pell grant recipients ₉	Undergraduate ₆ full-time ₈ Non- Pell grant recipients ₁₀	Undergraduate ₆ part-time Pell grant recipients	Undergraduate ₆ part-time Non- Pell grant recipients	Graduate full-time recipients	Graduate part-time recipients	Other ₇	Total
students to do so? If funds were not used for this purpose, report \$0. Include only amounts that benefited students who directly received Emergency Financial Aid Grants.								
HEERF (a)(1) Institutional Portion Amount Disbursed What was the amount disbursed directly to students as Emergency Financial Aid Grants?	Amount \$ 1,225,225.00	Amount \$ 1,061,785.00	Amount \$ 561,155.00	Amount \$ 1,276,291.00	Amount \$ 0.00	Amount \$ 0.00	Amount \$ 1,227,300.00	Total \$ 5,351,756.00
HEERF (a)(1) Institutional Portion Amount Disbursed What was the amount of Emergency Financial Aid Grants applied to satisfy student's outstanding account balances upon receiving affirmative written consent from students to do so? If funds were not used for this purpose, report \$0. Include only amounts that benefited students who directly received Emergency Financial Aid Grants. <i>If funds were used to discharge account balances as lost revenue using institutional funds without affirmative written consent, do not report here, report in 9b as unpaid student</i>	Amount \$ 0.00	Amount \$ 0.00	Amount \$ 0.00	Amount \$ 0.00	Amount \$ 0.00	Amount \$ 0.00	Amount \$ 0.00	Total \$ 0.00

	Undergraduate ₆ full-time ₈ Pell grant recipients ₉	Undergraduate ₆ full-time ₈ Non- Pell grant recipients ₁₀	Undergraduate ₆ part-time Pell grant recipients	Undergraduate ₆ part-time Non- Pell grant recipients	Graduate full-time recipients	Graduate part-time recipients	Other ₇	Total
accounts receivable or other student account debts.								

⁶For students in both undergraduate and graduate categories, classify as a graduate student.

⁷Students that are not considered undergraduate or graduate students, for example, non-credit students.

⁸For students who had multiple enrollment intensities, classify as full-time.

⁹Designate the student as a Pell grant recipient if the student was a Pell grant recipient at any time within the applicable reporting period.

¹⁰Includes non-FAFSA filers.

Emergency Grants - (a)(2), (a)(3), and (a)(4) Funds



8) What percentage of students received emergency grants and how much did students receive in emergency grants by fund type and student type?

Note: Institutions must provide complete answers to each question.

a) Complete the following table:

When IPEDS definitions apply (categories labeled with "IPEDS categories") in the form, use the same category for each student that is used to report to IPEDS. For the second and third annual HEERF reports (reporting on calendar years 2021 and 2022 in early 2022 and early 2023 respectively), if a student is not reported to IPEDS, for example because they are not enrolled for credit in courses that could lead to an award, then report that student under "Students not categorized in IPEDS." In the fourth, and fifth annual HEERF reports "Students not categorized in IPEDS" will no longer be an option in the form and institutions will need to track all of their students (regardless of if they would be included in IPEDS enrollment counts) and categorize them using the IPEDS classification methodology

Emergency Financial Aid Grants Awarded to Students: Report only disbursements related to Emergency Financial Aid Grants including using those grants to satisfy outstanding accounts. Any disbursements unrelated to Emergency Financial Aid Grants should not be included in the reported expenditures

	Undergraduate ₆ full-time ₈ Pell grant recipients ₉	Undergraduate ₆ full-time ₈ Non- Pell grant recipients ₁₀	Undergraduate ₆ part-time Pell grant recipients	Undergraduate ₆ part-time Non- Pell grant recipients	Graduate full-time recipients	Graduate part-time recipients	Other ₇	Total
HEERF (a)(2) Amount Disbursed (HBCUs, TCCUs, MSIs, and SIP)	Amount \$ 0.00	Amount \$ 0.00	Amount \$ 0.00	Amount \$ 0.00	Amount \$ 0.00	Amount \$ 0.00	Amount \$ 0.00	Total \$ 0.00
What was the amount disbursed directly to students as Emergency Financial Aid Grants?								

	Undergraduate ⁶ full-time ⁸ Pell grant recipients ⁹	Undergraduate ⁶ full-time ⁸ Non- Pell grant recipients ¹⁰	Undergraduate ⁶ part-time Pell grant recipients	Undergraduate ⁶ part-time Non- Pell grant recipients	Graduate full-time recipients	Graduate part-time recipients	Other ⁷	Total
If funds were not used for this purpose, report \$0.								
HEERF (a)(2) Amount Disbursed (HBCUs, TCCUs, MSIs, and SIP) What was the amount of Emergency Financial Aid Grants applied to satisfy student's outstanding account balances upon receiving affirmative written consent from students to do so? If funds were not used for this purpose, report \$0. Include only amounts that benefited students who directly received Emergency Financial Aid Grants. <i>If funds were used to discharge account balances as lost revenue using institutional funds without affirmative written consent, do not report here, report in 9b as unpaid student accounts receivable or other student account debts.</i>	Amount \$0.00	Amount \$0.00	Amount \$0.00	Amount \$0.00	Amount \$0.00	Amount \$0.00	Amount \$0.00	Total \$0.00

⁶For students in both undergraduate and graduate categories, classify as a graduate student.

⁷Students that are not considered undergraduate or graduate students, for example, non-credit students.

⁸For students who had multiple enrollment intensities, classify as full-time.

⁹Designate the student as a Pell grant recipient if the student was a Pell grant recipient at any time within the applicable reporting period.

¹⁰Includes non-FAFSA filers.

¹³Do NOT include funds from the Institutional Resilience and Expanded Postsecondary Opportunity (IREPO) funds as part of this annual performance report.

Emergency Grants - Min/Max, Calculated Totals, and Averages



8) What percentage of students received emergency grants and how much did students receive in emergency grants by fund type and student type?

Note: Institutions must provide complete answers to each question.

a) Complete the following table:

When IPEDS definitions apply (categories labeled with "(IPEDS categories)" in the form), use the same category for each student that is used to report to IPEDS. For the second and third annual HEERF reports (reporting on calendar years 2021 and 2022 in early 2022 and early 2023 respectively), if a student is not reported to IPEDS, for example because they are not enrolled for credit in courses that could lead to an award, then report that student under "Students not categorized in IPEDS." In the third, fourth, and fifth annual HEERF reports "Students not categorized in IPEDS" will no longer be an option in the form and institutions will need to track all of their students (regardless of if they would be included in IPEDS enrollment counts) and categorize them using the IPEDS classification methodology

Emergency Financial Aid Grants Awarded to Students: Report only disbursements related to Emergency Financial Aid Grants including using those grants to satisfy outstanding accounts. Any disbursements unrelated to Emergency Financial Aid Grants should not be included in the reported expenditures

	Undergraduate ₆ full-time ₈ Pell grant recipients ₉	Undergraduate ₆ full-time ₈ Non- Pell grant recipients ₁₀	Undergraduate ₆ part-time Pell grant recipients	Undergraduate ₆ part-time Non- Pell grant recipients	Graduate full-time recipients	Graduate part-time recipients	Other ₇	Total
Minimum and maximum award Minimum (non-zero amount) combined (combined across HEERF funds) amount awarded to any one student who received any HEERF funds.	Amount \$ 300.00	Amount \$ 300.00	Amount \$ 300.00	Amount \$ 200.00	Amount \$ 0.00	Amount \$ 0.00	Amount \$ 200.00	Overall Minimum \$200.00
Minimum and maximum award Maximum combined (combined across HEERF funds) amount awarded to any one student who received any HEERF funds.	Amount \$ 2,700.00	Amount \$ 2,700.00	Amount \$ 2,700.00	Amount \$ 2,600.00	Amount \$ 0.00	Amount \$ 0.00	Amount \$ 1,500.00	Overall Maximum \$2,700.00
HEERF Amount of Grants Disbursed What was the amount of grants disbursed to students through all HEERF funds?	Amount \$2,240,215.00	Amount \$2,028,235.00	Amount \$1,113,285.00	Amount \$2,456,700.00	Amount \$0.00	Amount \$0.00	Amount \$2,403,100.00	Total \$10,241,535.00
Average HEERF Amount Awarded Among students who received HEERF emergency financial aid grants, what was the average award amount per student?	Amount \$846.32	Amount \$779.19	Amount \$561.70	Amount \$488.80	Amount	Amount	Amount \$589.14	Total \$626.89

⁶For students in both undergraduate and graduate categories, classify as a graduate student.

⁷Students that are not considered undergraduate or graduate students, for example, non-credit students.

⁸For students who had multiple enrollment intensities, classify as full-time.

⁹Designate the student as a Pell grant recipient if the student was a Pell grant recipient at any time within the applicable reporting period.

¹⁰Includes non-FAFSA filers.

Emergency Grants - Title IV ^

8) **What percentage of students received emergency grants and how much did students receive in emergency grants by fund type and student type?**

Note: Institutions must provide complete answers to each question.

b) **Among the students enrolled in your institution, how many were NOT Title IV eligible throughout their enrollment during the reporting period?**

Enrolled Students Not Eligible

29,472

Based on the Department's Final Regulations issued on May 14, 2021 (86 FR 26608, available at <https://www.federalregister.gov/d/2021-10190>), students are not required to be eligible for Title IV student financial aid in order to receive HEERF emergency financial aid grants. Title IV eligibility for this question is based on the number of students for whom the institution has received an Institutional Student Information Record (ISIR) plus the number of students who completed any alternative form developed by the institution. In reporting these data, students should be classified as Title IV eligible if they were determined to be Title IV eligible at any point during the reporting period.

i) **The percentage of students enrolled in your institution who were NOT Title IV eligible throughout their enrollment during the reporting period is**

Percentage of Enrolled Students Not Eligible

70.53%

c) **Among students who received emergency financial aid grants, how many were NOT Title IV eligible throughout their enrollment during the reporting period?**

Students Not Eligible Who Received Grants

8,602

i) **The percentage of students who received emergency financial aid grants who were not Title IV eligible throughout their enrollment during the reporting period is**

Percentage of Students Not Eligible Who Received Grants

52.65%

Emergency Grants - Race/Ethnicity ^

8) What percentage of students received emergency grants and how much did students receive in emergency grants by fund type and student type?

Note: Institutions must provide complete answers to each question.

d) What number of students were enrolled, what number received emergency grants, and how much grant aid did the students receive by IPEDS race/ethnicity categories?

Race/Ethnicity (IPEDS categories)	Enrolled student count (unduplicated)	Number of students who received at least one Emergency Financial Aid Grant (unduplicated)	What was the total amount of Emergency Financial Aid Grants disbursed to students through all HEERF funds?	Average HEERF Amount Awarded
American Indian or Alaska Native	Count 66	Number 26	Amount \$ 16,275.00	Amount \$625.96
Asian	Count 3,940	Number 1,913	Amount \$ 1,270,170.00	Amount \$663.97
Black or African American	Count 690	Number 250	Amount \$ 155,475.00	Amount \$621.90
Hispanic/Latino	Count 22,891	Number 11,741	Amount \$ 7,341,030.00	Amount \$625.25
Native Hawaiian or Other Pacific Islander	Count 131	Number 43	Amount \$ 22,955.00	Amount \$533.84
White	Count 6,434	Number 1,239	Amount \$ 740,680.00	Amount \$597.80
Two or more races	Count 765	Number 252	Amount \$ 164,185.00	Amount \$651.53
Race/ethnicity unknown	Count 6,675	Number 786	Amount \$ 479,590.00	Amount \$610.17
Nonresident alien	Count 197	Number 87	Amount \$ 51,175.00	Amount \$588.22

d) What number of students were enrolled, what number received emergency grants, and how much grant aid did the students receive by IPEDS race/ethnicity categories?

Race/Ethnicity (IPEDS categories)	Enrolled student count (unduplicated)	Number of students who received at least one Emergency Financial Aid Grant (unduplicated)	What was the total amount of Emergency Financial Aid Grants disbursed to students through all HEERF funds?	Average HEERF Amount Awarded
Students not categorized in IPEDS	Count 0	Number 0	Amount \$ 0.00	Amount

Emergency Grants – Gender and Age



8) What percentage of students received emergency grants and how much did students receive in emergency grants by fund type and student type?
Note: Institutions must provide complete answers to each question.

e) What number of students were enrolled, what number received emergency grants, and how much grant aid did the students receive by IPEDS gender categories?

Gender/Age (IPEDS categories)	Enrolled student count (unduplicated)	Number of students who received at least one Emergency Financial Aid Grant (unduplicated)	What was the total amount of grants disbursed to students through all HEERF funds?	Average HEERF Amount Awarded
Men	Count 22,182	Number 6,818	Amount \$ 4,245,845.00	Amount \$622.74
Women	Count 19,276	Number 9,448	Amount \$ 5,954,865.00	Amount \$630.28
Students not categorized in IPEDS	Count 331	Number 71	Amount \$ 40,825.00	Amount \$575.00

f) What number of students were enrolled, what number received emergency grants and how much grant aid did the students receive by IPEDS age categories?

e) What number of students were enrolled, what number received emergency grants, and how much grant aid did the students receive by IPEDS gender categories?

Gender/Age (IPEDS categories)	Enrolled student count (unduplicated)	Number of students who received at least one Emergency Financial Aid Grant (unduplicated)	What was the total amount of grants disbursed to students through all HEERF funds?	Average HEERF Amount Awarded
<i>Institutions should follow IPEDS Fall enrollment guidelines (https://nces.ed.gov/ipeds/use-the-data/survey-components/8/fall-enrollment) for when to capture a student's age. For example, institutions operating on a traditional academic year calendar (semester, trimester, quarter, or 4-1-4) report Fall enrollment as of the institution's official fall reporting date or October 15. Institutions operating on a calendar that differs by program or that enrolls students on a continuous basis (referred to as program reporters) report Fall enrollment as students enrolled any time during the period August 1 and October 31.</i>				
Ages 25 and older	Count 24,161	Number 7,694	Amount \$ 4,723,355.00	Amount \$613.90
Ages 24 and younger	Count 17,614	Number 8,643	Amount \$ 5,518,180.00	Amount \$638.46
Age not available in administrative records (e.g., IPEDS, FAFSA, etc.)	Count 14	Number 0	Amount \$ 0.00	Amount

Institutional Expenditures

9) Institutional expenditures

a) Provide the total amount of HEERF funds expended during the reporting period on each of the following categories:

Providing additional Emergency Financial Aid Grants to students.

Amount in (a)(1) institutional dollars
\$5,351,756.00

Amount in (a)(2) dollars, if applicable
\$0.00

Amount in (a)(3) dollars, if applicable
\$0.00

Explanatory Notes
Emergency Financial Aid Grants

Using Emergency Financial Aid Grants to cover student outstanding account balances for costs such as debt forgiveness, room, board, tuition, or fees.

Amount in (a)(1) institutional dollars \$0.00	Amount in (a)(2) dollars, if applicable \$0.00	Amount in (a)(3) dollars, if applicable \$0.00
--	---	---

Explanatory Notes
Not applicable

Indirect cost recovery/facilities and administrative costs charged on the grants.

Amount in (a)(1) institutional dollars \$ 1,154,830.35	Amount in (a)(2) dollars, if applicable \$0.00	Amount in (a)(3) dollars, if applicable \$0.00
---	---	---

Explanatory Notes
Federally negotiated indirect cost rate is 28% of modified direct costs

Covering the cost of providing additional technology hardware to students, such as laptops or tablets, or covering the added cost of technology fees.

Amount in (a)(1) institutional dollars \$ 830,274.11	Amount in (a)(2) dollars, if applicable \$0.00	Amount in (a)(3) dollars, if applicable \$0.00
---	---	---

Explanatory Notes
Laptops for students

Providing or subsidizing the costs of high-speed internet to students or faculty to transition to an online environment.

Amount in (a)(1) institutional dollars \$ 7,792.12	Amount in (a)(2) dollars, if applicable \$0.00	Amount in (a)(3) dollars, if applicable \$0.00
---	---	---

Explanatory Notes
Hotspots for students

Subsidizing off-campus housing costs due to dormitory closures or decisions to limit housing to one student per room; subsidizing housing costs to reduce housing density; paying for hotels or other off-campus housing for students who need to be isolated; paying travel expenses for students who need to leave campus early due to coronavirus infections or campus interruptions.

Amount in (a)(1) institutional dollars \$0.00	Amount in (a)(2) dollars, if applicable \$0.00	Amount in (a)(3) dollars, if applicable \$0.00
--	---	---

Explanatory Notes

Not applicable

Subsidizing food service to reduce density in eating facilities, to provide pre-packaged meals, or to add hours to food service operations to accommodate social distancing.

Amount in (a)(1) institutional dollars

\$ 0.00

Amount in (a)(2) dollars, if applicable

\$ 0.00

Amount in (a)(3) dollars, if applicable

\$ 0.00

Explanatory Notes

Not applicable

Costs related to operating additional class sections to enable social distancing, such as those for hiring more instructors and increasing campus hours of operations.

Amount in (a)(1) institutional dollars

\$ 374,161.01

Amount in (a)(2) dollars, if applicable

\$ 0.00

Amount in (a)(3) dollars, if applicable

\$ 0.00

Explanatory Notes

Curriculum Development for additional remote courses, additional instructional assistants

Construction, Renovation, and Real Property Projects.

The Consolidated Appropriations Act, 2022 (P.L. 117-103), signed into law by President Biden on March 15, 2022, expanded the allowable uses of funds for IHEs that received funds under the HEERF (a) (2) programs (ALN 84.425J; T84.425K; 84.425L; 84.425M). Specifically, IHEs that received HEERF (a)(2) grant funds now may expend them on the acquisition of real property, renovations, or construction related to preventing, preparing for, and responding to the coronavirus. Before commencing any renovations, construction, or real property projects supported by HEERF (a)(2) grant funds, grantees must receive approval for the project from the Department.

Include in explanatory notes, title(s) of construction, renovation, and real property projects.

Amount in (a)(2) dollars, if applicable

\$ 0.00

Explanatory Notes

Purchasing, leasing, or renting additional instructional equipment and supplies (such as laboratory equipment or computers) to reduce the number of students sharing equipment or supplies during a single class period and to provide time for disinfection between uses.

Amount in (a)(1) institutional dollars

\$ 4,775.52

Amount in (a)(2) dollars, if applicable

\$ 0.00

Amount in (a)(3) dollars, if applicable

\$ 0.00

Explanatory Notes
Instructional texts

Purchasing faculty and staff training in online instruction; or paying additional funds to staff who are providing training in addition to their regular job responsibilities.

Amount in (a)(1) institutional dollars
\$ 0.00

Amount in (a)(2) dollars, if applicable
\$ 0.00

Amount in (a)(3) dollars, if applicable
\$ 0.00

Explanatory Notes
Not applicable

Purchasing, leasing, or renting additional equipment or software to enable distance learning, or upgrading campus wi-fi access or extending open networks to parking lots or public spaces, etc.

Amount in (a)(1) institutional dollars
\$ 739,459.86

Amount in (a)(2) dollars, if applicable
\$ 0.00

Amount in (a)(3) dollars, if applicable
\$ 0.00

Explanatory Notes
Instructional software and equipment such as laptops, webcams, and headsets

Implementing evidence-based practices to monitor and suppress coronavirus in accordance with public health guidelines.

Include campus safety and operations activities here. To the extent that campus safety and operations were not evidence-based, describe those activities in the explanatory notes field.

Amount in (a)(1) institutional dollars
\$ 798,506.35

Amount in (a)(2) dollars, if applicable
\$ 0.00

Amount in (a)(3) dollars, if applicable
\$ 0.00

Explanatory Notes
COVID testing, vaccination incentive program, HR vaccination tracking, air purifiers and filters

Conducting direct outreach to financial aid applicants about the opportunity to receive a financial aid adjustment due to the recent unemployment of a family member or independent student, or other circumstances, described in section 479A of the Higher Education Act of 1965.

Amount in (a)(1) institutional dollars
\$ 43,823.19

Amount in (a)(2) dollars, if applicable
\$ 0.00

Amount in (a)(3) dollars, if applicable
\$ 0.00

Explanatory Notes

Student aid on-site director

Replacing lost revenue from all sources.*Please see the Department's HEERF Lost Revenue FAQs (March 19, 2021) for more information regarding what may be appropriately included in an estimate of lost revenue.*

Amount in (a)(1) institutional dollars

\$ 972,882.29

Amount in (a)(2) dollars, if applicable

\$ 0.00

Amount in (a)(3) dollars, if applicable

\$ 0.00

Explanatory Notes

Cancellation of student debt

Other Uses of (a)(1) Institutional Portion funds.

Amount in (a)(1) institutional dollars

\$ 3,318,603.23

Explanatory Notes

stipend to reimburse for remote work expenses; short-term staffing to assist with remote student services; outreach counselors; increase in unemployment insurance cost

Other uses of (a)(2) or (a)(3) funds, if applicable.

Amount in (a)(2) dollars, if applicable

\$ 0.00

Amount in (a)(3) dollars, if applicable

\$ 0.00

Explanatory Notes

Not applicable

Annual Institutional Expenditures for each Program

Amount in (a)(1) institutional dollars

\$13,596,864.03

Amount in (a)(2) dollars, if applicable

\$0.00

Amount in (a)(3) dollars, if applicable

\$0.00

Total of Institutional Annual Expenditures

Amount in all institutional dollars

\$13,596,864.03



Lost Revenue

b) Estimate how much of the lost revenue reported above came from revenue lost from each of the following sources:

These categories are the categories described in Question 3 of the HEERF Lost Revenue FAQs (March 19, 2021, available at <https://www2.ed.gov/about/offices/list/ope/heerflostrevenuefaqs.pdf>).

Academic Resources

Estimated Amount
\$ 0.00

Unpaid student accounts receivable or other student account debts (including tuition, fees, and institutional charges)

Estimated Amount
\$ 972,882.29

Room and board

Estimated Amount
\$ 0.00

Enrollment declines, including reduced tuition, fees, and institutional charges

Estimated Amount
\$ 0.00

Supported research

Estimated Amount
\$ 0.00

Summer terms and camps

Estimated Amount
\$ 0.00

Auxiliary services sources

Estimated Amount
\$ 0.00

Cancelled ancillary events

Estimated Amount
\$ 0.00

Disruption of food service

Estimated Amount
\$ 0.00

Dormitory services

Estimated Amount
\$ 0.00

Childcare services

Estimated Amount
\$ 0.00

Use of facilities or venues, including external events such as weddings, receptions, or conferences (other than facilities associated with sectarian instruction or religious worship)

Estimated Amount
\$ 0.00

Bookstore revenue

Estimated Amount
\$ 0.00

Parking revenue

Estimated Amount
\$ 0.00

Lease revenue

Estimated Amount
\$ 0.00

Royalties

Estimated Amount
\$ 0.00

Other operating revenue

Estimated Amount
\$ 0.00

Total (a)(1) lost revenue funds

\$ 972,882.29

Total (a)(2) lost revenue funds

\$ 0.00

Total (a)(3) lost revenue funds

\$ 0.00

TOTAL LOST REVENUE HEERF

\$ 972,882.29

Estimated amounts need to sum to amounts reported in 9a

c) Briefly describe the "other operating revenue" reported above:

Brief description
Not applicable

Enrollment - Academic

10) Provide the unduplicated count of students who were enrolled at least once as a degree/certificate seeking student within the reporting period and their enrollment status at the end reporting period. The three statuses (completed, withdrawn, and still enrolled) need to add up to the total number of students enrolled.

Enrollment status for all degree/certificate-seeking students for the current reporting period

a) Complete the following table for the applicable reporting period

	Number of degree/certificate seeking students	Number of degree/certificate seeking students who completed a program at your institution during the reporting period	Number of degree/certificate seeking students who did not complete during the reporting period but were still enrolled at your institution (i.e., last enrollment record at the end of the reporting period is not a withdraw record)	Number of degree/certificate seeking students who did not complete and withdrew from your institution (i.e., no completion record during the reporting period and the last enrollment record at the end of the reporting period is a withdraw record)
Academic level UNDERGRADUATE STUDENTS <i>For students in both undergraduate and graduate categories, classify as a graduate student</i>	Number 17,354	Number 3,633	Number 2,011	Number 11,710

<p>Academic level GRADUATE STUDENTS</p> <p><i>For students in both undergraduate and graduate categories, classify as a graduate student</i></p>	<p>Number 0</p>	<p>Number 0</p>	<p>Number 0</p>	<p>Number 0</p>
<p>Pell grant status (undergraduates only) PELL GRANT RECIPIENTS</p> <p><i>Designate the student as a Pell grant recipient if the student was a Pell grant recipient at any time within the applicable reporting period</i></p>	<p>Number 3,268</p>	<p>Number 582</p>	<p>Number 2,449</p>	<p>Number 237</p>
<p>Pell grant status (undergraduates only) NON-PELL GRANT RECIPIENTS</p> <p><i>Designate the student as a Pell grant recipient if the student was a Pell grant recipient at any time within the applicable reporting period</i></p>	<p>Number 14,086</p>	<p>Number 3,051</p>	<p>Number 9,261</p>	<p>Number 1,774</p>
<p>Enrollment intensity PART-TIME</p> <p><i>For students who had multiple enrollment intensities, classify as full-time</i></p>	<p>Number 13,764</p>	<p>Number 2,976</p>	<p>Number 8,950</p>	<p>Number 1,838</p>
<p>Enrollment intensity FULL-TIME</p> <p><i>For students who had multiple enrollment intensities, classify as full-time</i></p>	<p>Number 3,590</p>	<p>Number 657</p>	<p>Number 2,760</p>	<p>Number 173</p>

Enrollment - Race ^

- 10) Provide the unduplicated count of students who were enrolled at least once as a degree/certificate seeking student within the reporting period and their enrollment status at the end reporting period. The three statuses (completed, withdrawn, and still enrolled) need to add up to the total number of students enrolled.

Enrollment status for all degree/certificate-seeking students for the current reporting period ^

- a) Complete the following table for the applicable reporting period

	Number of degree/certificate seeking students	Number of degree/certificate seeking students who completed a program at your institution during the reporting period	Number of degree/certificate seeking students who did not complete during the reporting period but were still enrolled at your institution (i.e., last enrollment record at the end of the reporting period is not a withdraw record)	Number of degree/certificate seeking students who did not complete and withdrew from your institution (i.e., no completion record during the reporting period and the last enrollment record at the end of the reporting period is a withdraw record)
Race/ethnicity (IPEDS categories) AMERICAN INDIAN OR ALASKA NATIVE	Number 28	Number 7	Number 17	Number 4
Race/ethnicity (IPEDS categories) ASIAN	Number 1,671	Number 373	Number 1,171	Number 127
Race/ethnicity (IPEDS categories) BLACK OR AFRICAN AMERICAN	Number 375	Number 58	Number 245	Number 72
Race/ethnicity (IPEDS categories) HISPANIC/LATINO	Number 11,233	Number 2,300	Number 7,483	Number 1,450
Race/ethnicity (IPEDS categories) NATIVE HAWAIIAN OR OTHER PACIFIC ISLANDER	Number 59	Number 9	Number 45	Number 5
Race/ethnicity (IPEDS categories) WHITE	Number 2,430	Number 622	Number 1,627	Number 181
Race/ethnicity (IPEDS categories) TWO OR MORE RACES	Number 407	Number 78	Number 285	Number 44
Race/ethnicity (IPEDS categories) RACE/ETHNICITY UNKNOWN	Number 1,040	Number 152	Number 776	Number 112

Race/ethnicity (IPEDS categories)
NONRESIDENT ALIEN

Number
111

Number
34

Number
61

Number
16

Enrollment - Gender/Age



- 10) Provide the unduplicated count of students who were enrolled at least once as a degree/certificate seeking student within the reporting period and their enrollment status at the end reporting period. The three statuses (completed, withdrawn, and still enrolled) need to add up to the total number of students enrolled.

Enrollment status for all degree/certificate-seeking students for the current reporting period



a) Complete the following table for the applicable reporting period

	Number of degree/certificate seeking students	Number of degree/certificate seeking students who completed a program at your institution during the reporting period	Number of degree/certificate seeking students who did not complete during the reporting period but were still enrolled at your institution (i.e., last enrollment record at the end of the reporting period is not a withdraw record)	Number of degree/certificate seeking students who did not complete and withdrew from your institution (i.e., no completion record during the reporting period and the last enrollment record at the end of the reporting period is a withdraw record)
Gender (IPEDS categories) WOMEN	Number 8,786	Number 1,902	Number 5,794	Number 1,090

Gender (IPEDS categories) MEN	Number 8,568	Number 1,731	Number 5,916	Number 921
Age (IPEDS categories) AGES 25 AND OLDER	Number 6,792	Number 2,156	Number 3,839	Number 797
Age (IPEDS categories) AGES 24 AND YOUNGER	Number 10,560	Number 1,477	Number 7,869	Number 1,214
Age (IPEDS categories) AGE NOT AVAILABLE IN ADMINISTRATIVE RECORDS (E.G., IPEDS, FAFSA, ETC.)	Number 2	Number 0	Number 2	Number 0

FTE Positions



- 11) Provide the number of full-time equivalent (FTE) positions as of the listed reporting dates by IPEDS categories. (The number of FTE positions includes all staff regardless of whether the position is funded by Federal, State, local, or other funds—including instructional and non-instructional staff and contractors—and equals the sum of the number of full-time positions plus the full-time equivalent of the number of part-time positions).

Instructional Staff

An occupational category that is comprised of staff who are either: 1) Primarily Instruction or 2) Instruction combined with research and/or public service. The intent of the Instructional Staff category is to include all individuals whose primary occupation includes instruction at the institution.

Full-time equivalent (FTE) positions as of November 1, 2022

522.54

Non-Instructional Staff

Full-time equivalent (FTE) positions as of November 1, 2022

462.38

Accreditor Approval



12) Did your institution receive approval from your primary accreditor to offer distance education after the start of the national emergency?

a) Did your institution receive temporary approval from your primary accreditor to offer distance education?

Yes No

b) Did your institution receive permanent approval from your primary accreditor to offer distance education?

Yes No







c) Provide the name of your institution's primary accreditor that provided temporary and/or permanent approval

Accrediting Commission for Community & Junior Colleges (ACCJC)

d) Are you accredited by an agency that does not have distance education within its scope of recognition and therefore relied on COVID-19 flexibilities to offer distance education?

Yes No

Site Resources

-  About the Data
-  Grantee Help
-  Data Download
-  API Documentation
-  Glossary
-  ESF Contacts



www.covid-relief-data.ed.gov
An official website of the Department of Education

[Website Policies](#)

Looking for U.S. government information and services? **Visit USA.gov**
Looking for U.S. government information and services? **Visit USA.gov**

U.S. Department of Education



Contact Us
1-800-USA-LEARN

U.S. Department of Education



Contact Us
1-800-USA-LEARN