

This site is being upgraded. It's an early, in-progress version of an improved ESF Transparency Portal.



U.S. DEPARTMENT OF EDUCATION

Education Stabilization Fund

ESF / ESF Reporting / HEERF - 115577574 - Year One - Review

HEERF Fund

Annual Report - Year One

Submitted

Last Modified: almaraz_erika@rscdd.edu - 5/4/2022, 6:46:05 PM

-
- 1
- 2
- 3
- 4
- 5
- 6
- 7
- 8
- 9
- 10
- 11
- Review

Instructions

RANCHO SANTIAGO CCD - SANTA ANA COLLEGE - Review

Expand All

Collapse All

General Information

Institutional Identifiers and Contact Information:

Institution Name

RANCHO SANTIAGO CCD - SANTA ANA COLLEGE

DUNS #

115577574

Please identify the OPEID(s) for this institution:

00128400

Please report on these HEERF grant PR/Award Numbers:

PR Number 1

P425E200943 (Student Aid)

Awarded Amount 1

\$2,797,198.00

PR Number 2
P425F201161 (Institutional Aid)

Awarded Amount 2
\$2,797,198.00

PR Number 3
P425L200370 (MSIs)

Awarded Amount 3
\$379,989.00

Total Awarded Amount

Total Awarded Amount
\$5,974,385.00

Who is the lead contact for this annual data collection?

Name	Title	Telephone	E-mail
Vaniethia Hubbard	Vice President - Student Services	(714) 480-7320	hubbard_vaniethia@sac.edu


Funds Expended

1) Did you expend all of your HEERF funds prior to the end of the reporting period, making this your final annual report? *

Yes No


Websites

2) Reporting on institution websites:

- a) CARES HEERF quarterly reporting webpage URL: <https://sac.edu/StudentServices/FinancialAid/Pages/cares-act-report.aspx>
- b) Student Portion Reporting: Provide all active website URLs posted by your campus, or by the institution on behalf of your campus(es), as required by the August 31 notice in the Federal Register  (including any URLs that are still active that provide archived information).

<https://sac.edu/StudentServices/FinancialAid/Pages/cares-act-report.aspx>

<https://www.sac.edu/StudentServices/FinancialAid/Pages/CARES%20Act%20Reporting%20History%20-%20Student%20Portion.aspx>

- c) Institutional Portion, (a)(2), and (a)(3) Reporting: Provide all active website URLs posted by your campus, or by institutions on behalf of your campus(es) as required by the quarterly Higher Education Emergency Relief Fund (HEERF) Data Collection Form  (including any URLs that are still active that provide archived information).


<https://sac.edu/StudentServices/FinancialAid/Pages/cares-act-report.aspx>

<https://www.sac.edu/StudentServices/FinancialAid/Documents/HEERF%20Quarterly%20Budget%20%26%20Expenditure%20Reporting%20under%20CARES%20Ac>

<https://www.sac.edu/StudentServices/FinancialAid/Documents/HEERF%20Quarterly%20Budget%20%26%20Expenditure%20Reporting%20under%20CARES%20Ac>

<https://www.sac.edu/StudentServices/FinancialAid/Documents/Report%20of%2010-28-2020%20-%20Institutional%20%20MSI%20Portion%20-%20REVISED.pdf>

Student Eligibility

- 3) How did your institution determine which students were eligible  to receive emergency financial aid grants under any of the CARES Act HEERF programs?

a) My institution has received an Institutional Student Information Record (ISIR) or Student Aid Report (SAR) on file that verifies student eligibility for Title IV, federal student aid (Title IV aid).

Yes No

b) My institution allowed students to attest to their eligibility for Title IV aid by completing an alternative application form developed by the institution for this purpose.

Yes No

c) My institution used another method for determining which students were eligible to receive emergency financial aid grants under the CARES Act.

Yes No

Please Specify

For students originally not eligible for the CARES funds due to not being eligible for Title IV aid, a block grant of \$700 was awarded in the Spring semester to assist them with the transition to distance education.

Aid Determination

4) How did your institution determine which students received emergency financial aid grants to students and how much each student would receive? Please indicate if any of the following strategies were used.

4.1) Did you distribute the same amount to all eligible students regardless of different circumstances? *



Yes

No

4.1.1) Did you ask students to apply for funds?

Yes

No

4.1.1.1) Did you use that application to determine the amount of a student's emergency financial aid grant?

Yes

No

i) What needs did you prioritize to determine the amount of the student's award?

a) Food

Yes

No

b) Housing

Yes

No

c) Course materials

 Yes No

d) Technology

 Yes No

e) Health care

 Yes No

f) Child care

 Yes No

g) Other

 Yes No

4.1.2) Did you use any institutional administrative data (pre-existing data that did not come from a HEERF-specific application form) in determining the amount of funds awarded to students?

 Yes No

4.1.2.1) Which of these student factors did you prioritize in the grant determination process?

i) Enrollment intensity (i.e., full-time/part-time status, number of credits the student is taking, etc.)

 Yes No

ii) Location (i.e., branch campus)

 Yes No

iii) Pell Grant eligibility

 Yes No

iv) FAFSA data elements

 Yes No

a) Which FAFSA data elements did you use?

1) FAFSA Family Income

 Yes No

2) Estimated Family Contribution

 Yes No

3) Independent/dependent status

 Yes No

v) On-campus/distance education status

 Yes No

vi) On-campus/off-campus living arrangements

 Yes No

vii) Academic level

 Yes No

viii) Other

 Yes No

Aid Distribution



5) How did your institution distribute the emergency financial aid grants to students?

a) Checks

 Yes No

b) Electronic funds transfer /Direct deposit

 Yes No

c) Debit cards

 Yes No

d) Payment apps

 Yes No

e) Other

 Yes No

Emergency Grants ^

6) Did your institution provide any instructions, directions, or guidance to students (e.g. FAQs) about the emergency financial aid grants upon disbursement? *

 Yes No

a) Upload PDF/MS Word document instructions, directions, or guidance (up to 5 files):

The grantee has uploaded 1 files in response to this question.

or

b) Provide any active URLs with instructions, directions, or guidance on how to use the grants:

Emergency Financial Aid ^

7) Use the instructions noted in the Appendix to complete the following table

Emergency Financial Aid Grants Awarded to Students (direct grants and amounts reimbursed)


Number of Students **Amount Disbursed - Section 18004(a)(1)** **Amount Disbursed - Section 18004(a)(2)** **Minimum and Maximum Awards**



Number of Eligible Students

7.1) How many students were eligible to receive HEERF emergency grants made available under section 18004 of the CARES Act  ?

7.1.1) All HEERF Emergency Financial Aid Grant eligible students 11,105

7.1.2) Undergraduates 

i) Full-time students 

	
Pell grant recipient	Non-Pell grant recipient
2,191	1,305
a)	b)

ii) Part-time students

Pell grant recipient	Non-Pell grant recipient
2,426	5,183
a)	b)

7.1.3) Graduates

i) Full-time students ii) Part-time students

Full-time students

0

Part-time students


0


Number of HEERF Student Recipients – Emergency Grants to Students (unduplicated)

7.2) How many students received emergency financial aid grants provided under Section 18004 of the CARES Act? (unduplicated across all HEERF sections)

7.2.1) All HEERF Emergency Financial Aid Grant eligible students

4,201

7.2.2) Undergraduates 

i) Full-time students 



Pell grant recipient

911

a)



Non-Pell grant recipient

563

b)

ii) Part-time students

Pell grant recipient

642

a)

Non-Pell grant recipient

2,085

b)

7.2.3) Graduates

i) Full-time students

Full-time students

0

ii) Part-time students

Part-time students

0

Summary



The amounts displayed under the Summary section are auto-calculated based on the responses entered in the Number of HEERF Student Recipients and the HEERF Amount Disbursed questions

HEERF Amount of Grants Disbursed

What was the amount of grants disbursed to students through all HEERF funds?

All HEERF Emergency Financial Aid Grant eligible students

\$2,793,498.00

Undergraduates

i) Full-time students



Pell grant recipient
\$658,901.00

a)



Non-Pell grant recipient
\$430,679.50

b)

ii) Part-time students

Pell grant recipient
\$492,770.00

a)

Non-Pell grant recipient
\$1,211,147.50

b)

Graduates

i) Full-time students

Full-time students
\$0.00

ii) Part-time students


Part-time students
\$0.00


Average HEERF Amount Awarded


Among students who received HEERF emergency financial aid grants, what was the average award amount per student?

All HEERF Emergency Financial Aid Grant eligible students

\$664.96

Undergraduates 

i) Full-time students 

 Pell grant recipient
a) \$723.27

 Non-Pell grant recipient
b) \$764.97

ii) Part-time students

a) Pell grant recipient
\$767.55

b) Non-Pell grant recipient
\$580.89

Graduates

i) Full-time students

ii) Part-time students

Full-time students
\$0.00Part-time students
\$0.00

Funds Expended Categories ^

8) Provide the total amount of HEERF funds expended on the categories provided.

Please note that the CARES Act prohibits the use of funding for the provision of pre-enrollment recruitment activities; endowments; or capital outlays associated with facilities related to athletics, sectarian instruction, or religious worship. In addition, please note that this template is meant to serve as a guide, and therefore IHEs are not required to categorize amounts in every category listed but only those that IHEs found applicable to their unique circumstances. Lastly, reported numbers should be consistent with previously published quarterly funding reports (the sum of quarterly reports should equal the value of the annual report).

8.1) Providing additional emergency financial aid grants to students. i

Amount in (a)(1) institutional d...
\$0Amount in (a)(2) dollars, if appli...
\$0Amount in (a)(3) dollars, if appli...
\$0

8.2) Providing reimbursements for tuition, housing, room and board, or other fee refunds.

Amount in (a)(1) institutional d...
\$92,997.7Amount in (a)(2) dollars, if appli...
\$0Amount in (a)(3) dollars, if appli...
\$0

Explanatory Note

student parking refunds. EA (04/19/22): Correction from \$93,853.50 to \$92,997.7. Reduced by \$855.80 because these student parking refunds were transferred to sister college (Santiago Canyon College).

8.3) Providing tuition discounts.

Amount in (a)(1) institutional d...
Not Applicable

Amount in (a)(2) dollars, if appli...
 \$0

Amount in (a)(3) dollars, if appli...
 \$0

8.4) Covering the cost of providing additional technology hardware to students, such as laptops or tablets, or covering the added cost of technology fees.

Amount in (a)(1) institutional d...
 \$0

Amount in (a)(2) dollars, if appli...
 \$0

Amount in (a)(3) dollars, if appli...
 \$0

8.5) Providing or subsidizing the costs of high-speed internet to students or faculty to transition to an online environment.

Amount in (a)(1) institutional d...
 \$0

Amount in (a)(2) dollars, if appli...
 \$0

Amount in (a)(3) dollars, if appli...
 \$0

8.6) Subsidizing off-campus housing costs due to dormitory closures or decisions to limit housing to one student per room; subsidizing housing costs to reduce housing density; paying for hotels or other off-campus housing for students who need to be isolated; paying travel expenses for students who need to leave campus early due to coronavirus infections or campus interruptions.

Amount in (a)(1) institutional d...
 \$0

Amount in (a)(2) dollars, if appli...
 \$0

Amount in (a)(3) dollars, if appli...
 \$0

8.7) Subsidizing food service to reduce density in eating facilities, to provide pre-packaged meals, or to add hours to food service operations to accommodate social distancing.

Amount in (a)(1) institutional d...
 \$0

Amount in (a)(2) dollars, if appli...
 \$0


Amount in (a)(3) dollars, if appli...
 \$0

8.8) Costs related to operating additional class sections to enable social distancing, such as those for hiring more instructors and increasing campus hours of operations.

Amount in (a)(1) institutional d...
 \$0

Amount in (a)(2) dollars, if appli...
 \$0

Amount in (a)(3) dollars, if appli...
 \$0

8.9) Campus safety and operations. 

Amount in (a)(1) institutional d...
 \$26,660.85

Amount in (a)(2) dollars, if appli...
 \$0

Amount in (a)(3) dollars, if appli...
 \$0

Explanatory Note

personal protective equipment (PPE)

- 8.10) Purchasing, leasing, or renting additional instructional equipment and supplies (such as laboratory equipment or computers) to reduce the number of students sharing equipment or supplies during a single class period and to provide time for disinfection between uses.

Amount in (a)(1) institutional d...
\$0

Amount in (a)(2) dollars, if appli...
\$0


Amount in (a)(3) dollars, if appli...
\$0

- 8.11) Replacing lost revenue due to reduced enrollment.

Amount in (a)(1) institutional d...
Not Applicable

Amount in (a)(2) dollars, if appli...
\$0

Amount in (a)(3) dollars, if appli...
\$0

- 8.12) Replacing lost revenue from non-tuition sources (i.e., cancelled ancillary events; disruption of food service, dorms, childcare or other facilities; cancellation of use of campus venues by other organizations, lost parking revenue, etc.). 

Amount in (a)(1) institutional d...
Not Applicable

Amount in (a)(2) dollars, if appli...
\$300,068.7

Amount in (a)(3) dollars, if appli...
\$0

Explanatory Note

Bookstore, Community Services, Planetarium lost revenues during campus closures due to COVID-19

- 8.13) Purchasing faculty and staff training in online instruction; or paying additional funds to staff who are providing training in addition to their regular job responsibilities.

Amount in (a)(1) institutional d...
\$19,711.27

Amount in (a)(2) dollars, if appli...
\$0

Amount in (a)(3) dollars, if appli...
\$0

Explanatory Note


Distance education support (online canvas mentors). EA (04/19/22): Correction from \$599.30 to \$19,711.27. Increased by \$19,111.97 because expenses are related to distance education support and were incurred during the reporting period but the expenses were transferred and posted to this project after the report was submitted.

8.14) Purchasing, leasing, or renting additional equipment or software to enable distance learning, or upgrading campus wi-fi access or extending open networks to parking lots or public spaces, etc.


Amount in (a)(1) institutional d...	Amount in (a)(2) dollars, if appli...	Amount in (a)(3) dollars, if appli...
\$651,995.36	\$0	\$0

Explanatory Note

IT software and hardware for students, faculty, and staff to enable distance learning

8.15) Other Uses of (a)(1) Institutional Portion funds. 

Amount in (a)(1) institutional d...	Amount in (a)(2) dollars, if appli...	Amount in (a)(3) dollars, if appli...
\$0	<i>Not Applicable</i>	<i>Not Applicable</i>

8.16) Other uses of (a)(2) or (a)(3) funds, if applicable. 

Amount in (a)(1) institutional d...	Amount in (a)(2) dollars, if appli...	Amount in (a)(3) dollars, if appli...
<i>Not Applicable</i>	\$0	\$0

8.17) Annual Expenditures for each Program

Amount in (a)(1) institutional d...	Amount in (a)(2) dollars, if appli...	Amount in (a)(3) dollars, if appli...
\$791,365.18	\$300,068.70	\$0.00

8.18) Total of Annual Expenditures

Total Expenditures

\$1,091,433.88

Students Who Received Funds

9) Provide the number of students who ever received HEERF grant funds in the reporting period and their enrollment status at the end reporting period

- | | |
|--|--------|
| a) How many students received emergency financial aid grants through any of the HEERF funds? | 4,201 |
| b) How many of the students who ever received HEERF Emergency Financial Aid Grants dropped out (withdrawal without a completion record or return to school since receiving funds)? | 487 |
| c) How many of the students who ever received HEERF Emergency Financial Aid Grants are still enrolled at your institution? | 2,893 |
| d) How many of the students who ever received HEERF Emergency Financial Aid Grants have completed their program of study at your institution? | 817 |
| e) Withdrawal rate for students who received HEERF Emergency Financial Aid Grants | 11.59% |

Full-Time Equivalent (FTE) Positions

10) Provide the number of full-time equivalent (FTE) positions as of the listed reporting dates.

(The number of FTE positions includes all staff regardless of whether the position is funded by Federal, State, local, or other funds—including instructional and non-instructional staff and contractors—and equals the sum of the number of full-time positions plus the full-time equivalent of the number of part-time positions.)

Full-time equivalent (FTE) positions as of September 30, 2018	Full-time equivalent (FTE) positions as of September 30, 2019	Full-time equivalent (FTE) positions as of March 13, 2020	Full-time equivalent (FTE) positions on the last day of the reporting period
923.3	925.3	896.6	822.9

Previous Cancel Export Data

End Notes

Burden Statement

- 1
- 2
- 3
- 4
- 5
- 6
- 7
- 8
- 9
- 10
- 11 Review

Site Resources

- About the Data
- Grantee Help
- Data Download
- API Documentation
- Glossary
- ESF Contacts



www.covid-relief-data.ed.gov
An official website of the Department of Education

[Website Policies](#)

Looking for U.S. government information and services? **Visit USA.gov**
Looking for U.S. government information and services? **Visit USA.gov**

U.S. Department of Education



Contact Us
1-800-USA-LEARN

U.S. Department of Education



Contact Us
1-800-USA-LEARN