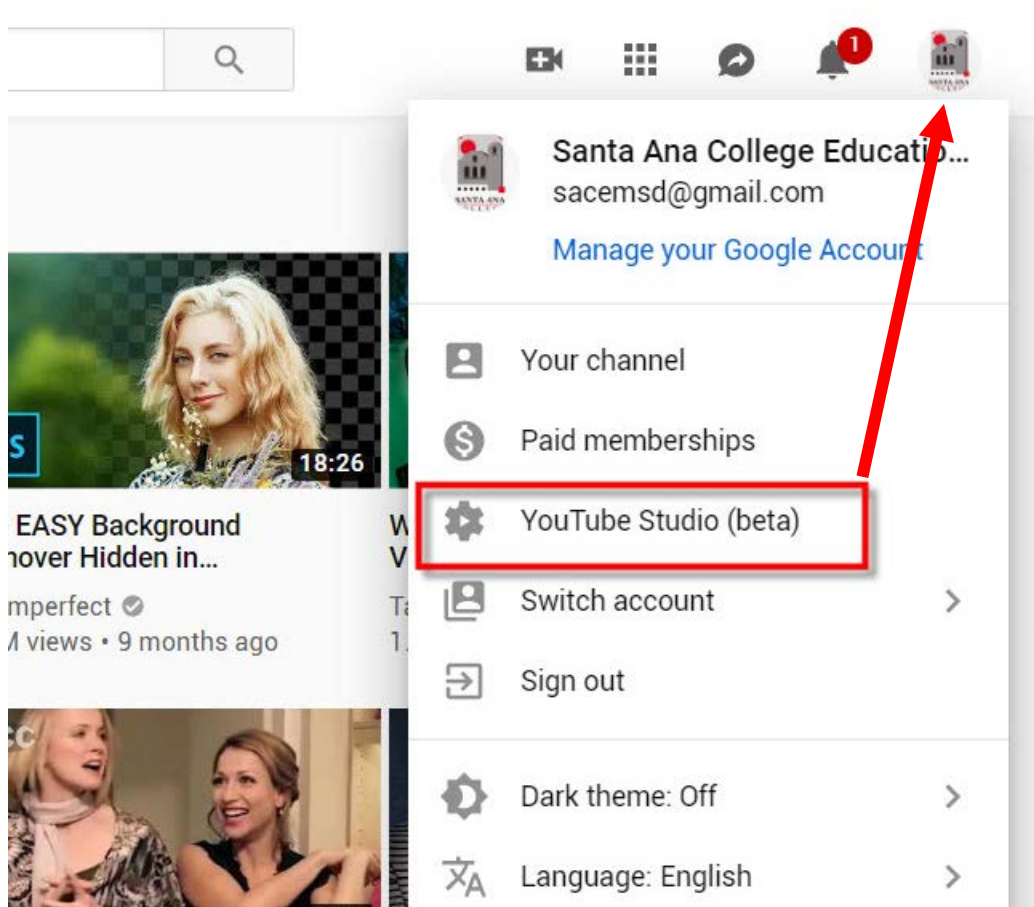
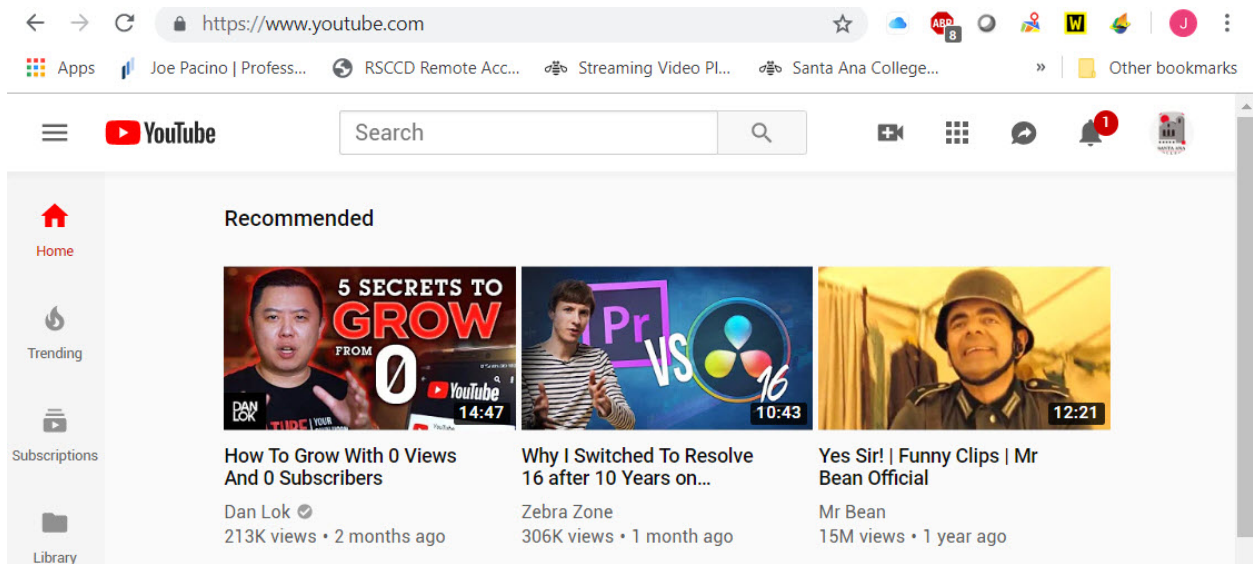
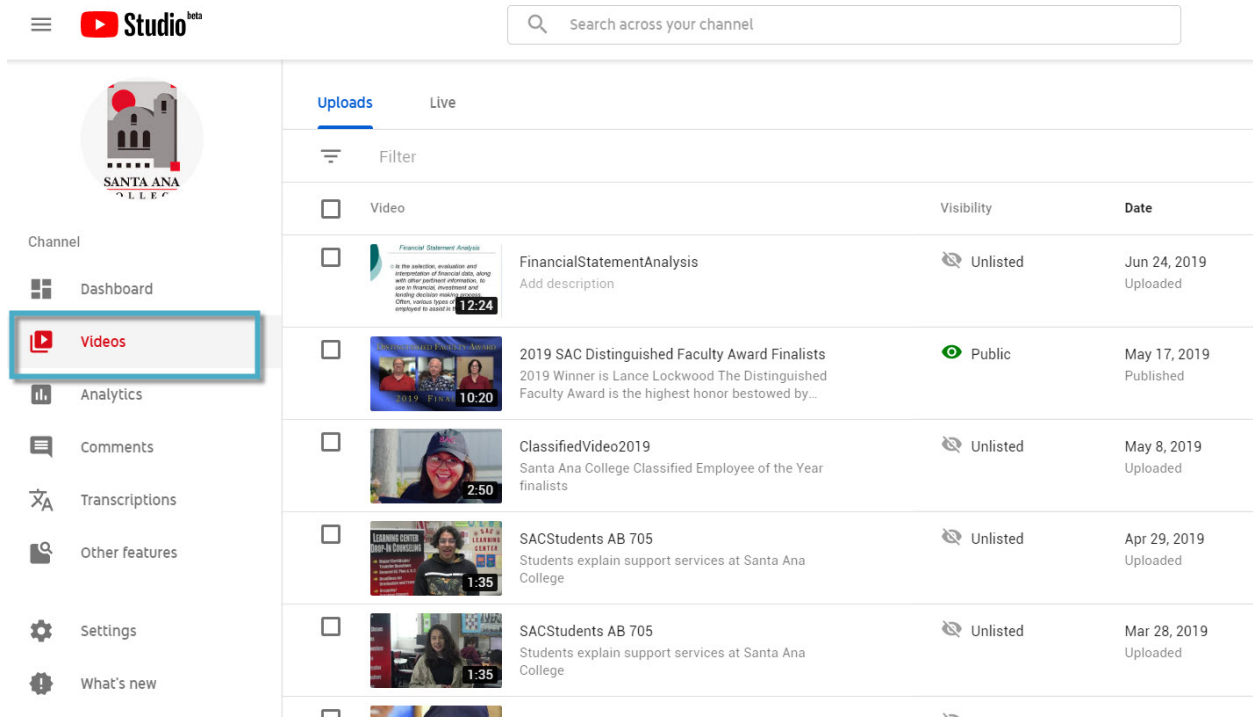


## Uploading Videos to YouTube






Login to YouTube and navigate to the **YouTube Studio**.



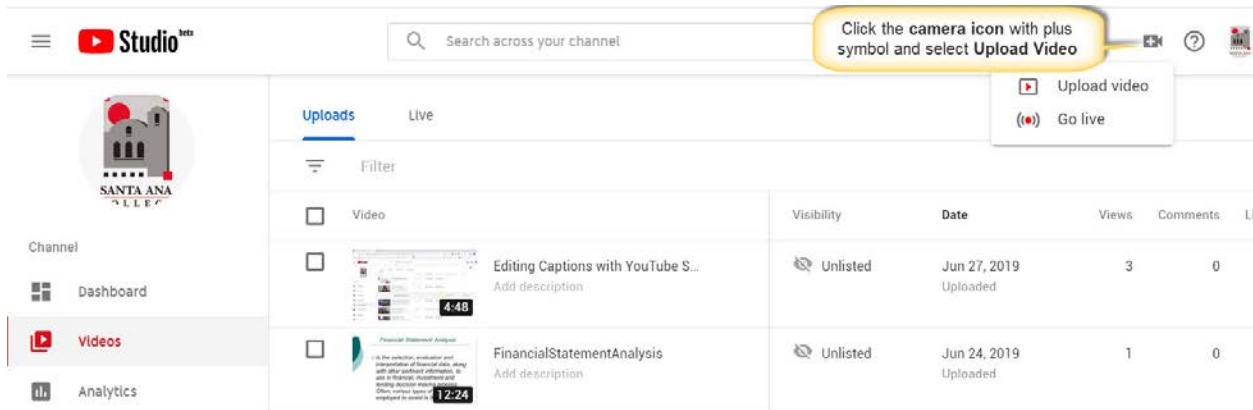
## Select **Videos** from the Menu List.



The screenshot shows the YouTube Studio interface for the channel 'SANTA ANA COLLEGE'. The left sidebar contains a menu with the following items: Dashboard, **Videos** (highlighted with a blue box), Analytics, Comments, Transcriptions, Other features, Settings, and What's new. The main content area displays a list of uploads under the 'Uploads' tab. The list includes:

| Video  | Visibility | Date                      |
|--|------------|---------------------------|
| <input type="checkbox"/>  FinancialStatementAnalysis<br>Add description   | Unlisted   | Jun 24, 2019<br>Uploaded  |
| <input type="checkbox"/>  2019 SAC Distinguished Faculty Award Finalists<br>2019 Winner is Lance Lockwood The Distinguished Faculty Award is the highest honor bestowed by... | Public     | May 17, 2019<br>Published |
| <input type="checkbox"/>  ClassifiedVideo2019<br>Santa Ana College Classified Employee of the Year finalists  | Unlisted   | May 8, 2019<br>Uploaded   |
| <input type="checkbox"/>  SACStudents AB 705<br>Students explain support services at Santa Ana College  | Unlisted   | Apr 29, 2019<br>Uploaded  |
| <input type="checkbox"/>  SACStudents AB 705<br>Students explain support services at Santa Ana College  | Unlisted   | Mar 28, 2019<br>Uploaded  |



Clicking the small camera icon with a plus sign in the center opens the **UPLOAD VIDEO** option.



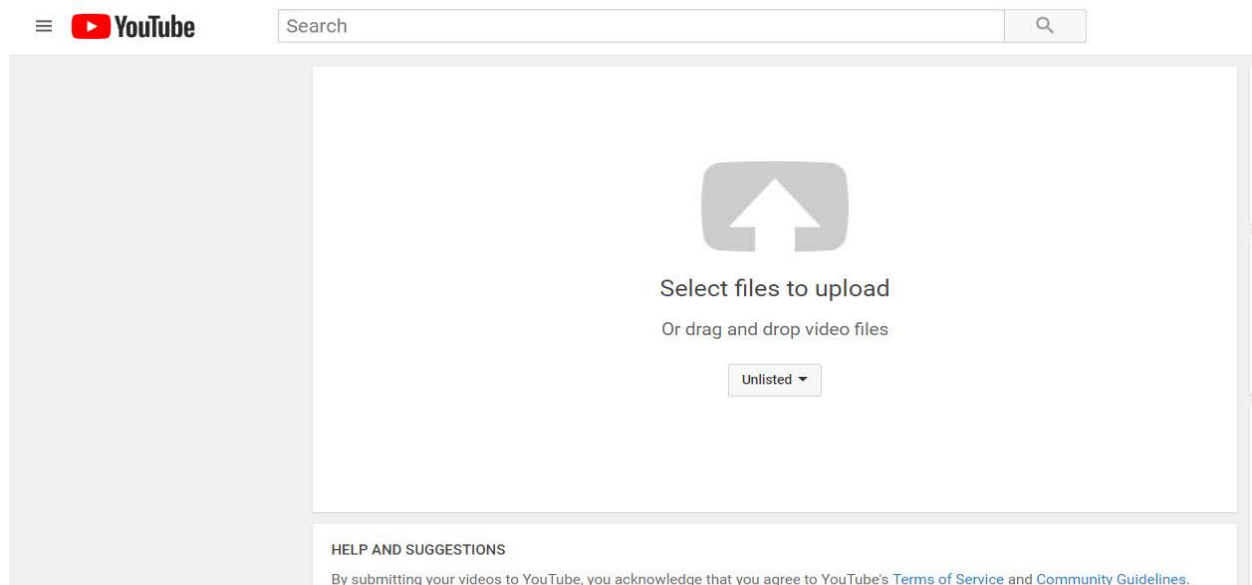
The screenshot shows the YouTube Studio interface with a yellow callout box highlighting the camera icon with a plus sign in the top right corner. A dropdown menu is open, showing the following options:

- Upload video
- Go live

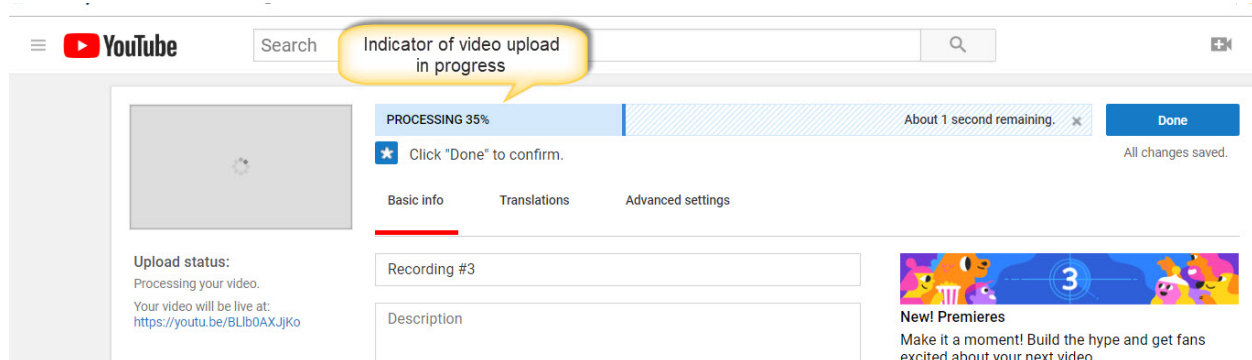
The main content area displays a list of uploads under the 'Uploads' tab. The list includes:

| Video  | Visibility | Date                     | Views | Comments | Li |
|--|------------|--------------------------|-------|----------|----|
| <input type="checkbox"/>  Editing Captions with YouTube S...<br>Add description | Unlisted   | Jun 27, 2019<br>Uploaded | 3     | 0        |    |
| <input type="checkbox"/>  FinancialStatementAnalysis<br>Add description         | Unlisted   | Jun 24, 2019<br>Uploaded | 1     | 0        |    |

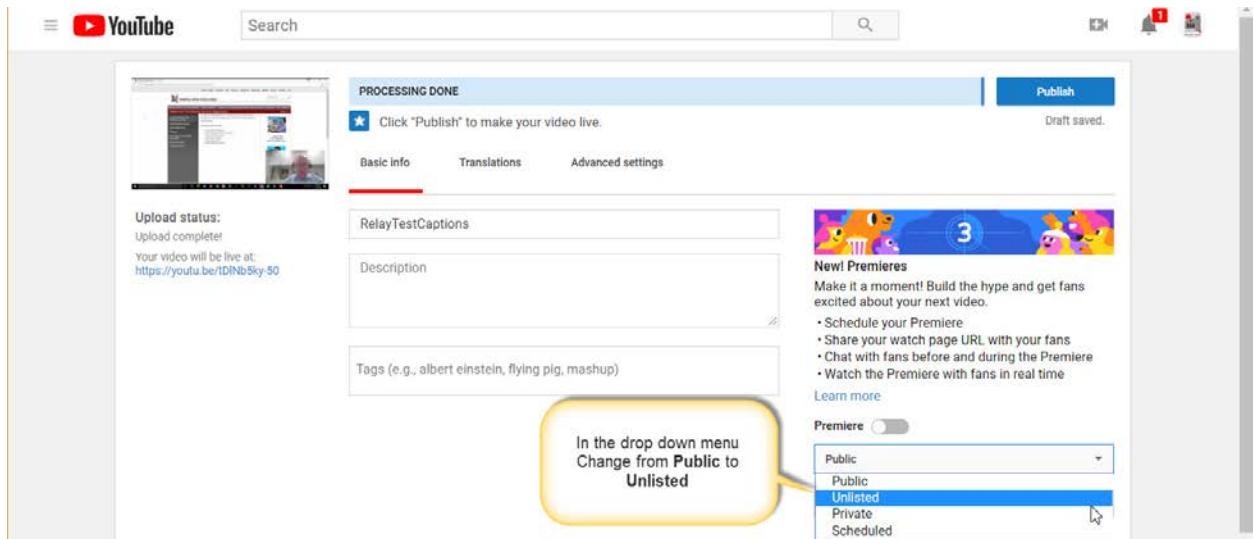
Now drag any video from your local computer into the **DRAG WINDOW** in YouTube.



The video upload progress slider displays.



From the default PUBLIC setting, click the drop down menu and select UNLISTED.



Click **Publish** when finished.

