

# **SANTA ANA COLLEGE CONVOCATION FALL 2014**



# Welcome New SAC Faculty!



**And to the new Classified Staff:  
Thank you for choosing SAC--you are joining an incredible team  
that makes a difference for students each and every day!**



# Welcome New SAC Managers!



Sherry DeRosa Associate Dean, DSPS



Lt. Ray Stowell, Interim Lieutenant,  
Safety & Security (Photo not available)



Cher Carrera, Dean, Science, Math &  
Health Sciences



Kimberly Mathews, Director, Career/Technical  
Education and Special Projects



Esmeralda Abejar,  
Campus Budget Manager

# Who is Coming to SAC this year? WELCOME Students, Staff & Faculty!



# Fall 2014: At-A-Glance

- We expect 18,500 students next week!
- 5,800 will be new first-time students (3,800 are from local high schools)
- Approximately 13,000 are continuing students
  - 5,900 have accumulated 30 units
  - 3,800 are 3 courses or less away from a degree or a certificate
- 70% of SAC's credit students will receive financial assistance for their studies



# Student Services-Anchored Student Success Work at SAC



- In 2010 the state embarked on a comprehensive reform of the California Community Colleges which was informed by the Student Success Task Force which studied impediments to success and completion for students.
- AB 1456, the Student Success Act of 2012, established core provisions which are being phased in from 2013-2016, and focus on “incentivizing” the student behaviors that lead to completion.

# The Big Changes: Registration Priority

- Beginning last year new enrollment priorities were established **guaranteeing top priority** for Veterans, Foster Youth, DSPS, EOPS, & CalWorks students who have completed orientation and assessment, and developed at least a preliminary Educational Plan, followed by incoming Early Decision students and then continuing students in good standing.
- **Your priority is lost** if you exceed 100 units or are on academic/progress probation for two consecutive terms.






# The Big Changes:

## Orientation & Educational Planning for ALL

- **FACT:** If you lack information about the counseling, financial aid, and academic support services available and/or are uncertain about your educational goal, you are unlikely to complete a credential of any sort here at SAC.
- **Help our students develop a roadmap** from here to the finish line.
  - ❖ **In person, in class, online!**  
(If only I had known!!)
  - ❖ **Guide me** towards an Educational Plan  
(even if it shows that I am “*undecided*”)
  - ❖ **Alert me** to danger zones as my studies continue!
  - ❖ **Remind me** that I am college material and can succeed!
  - ❖ **Point me** to the finish line!




# The Big Changes: BOGW



- **Beginning NEXT FALL**, only students in good academic standing will be eligible for the BOGW (No more than 2 semesters of academic or progress probation).
- **Last spring 11,661** students received a BOGW, 1,331 of whom were not in academically good standing.
- **Cost to SAC:** 336 FTES or approximately \$1,559,825 in revenue.
- **Cost to the 1,331 Students:** Beyond measure.

# A Student Success & Support Program Plan will guide SAC's critical work in these areas

- Plan development is anchored in the Counseling Division with college-wide participation in developing the plan, which will be submitted to our system office in October.
- Front-end services and support are emphasized (start strong) with follow-up centered on helping at-risk students stay in the game and achieve their goals.
- Expanded \$\$\$ will support this work but it must be earned by documenting services/impact and can only be used for specific services/activities linked to core services.
- This law and our local plan will transform the conditions of participating in community colleges for students in the coming years AND should help thousands more at SAC earn degrees, certificates, and transfer to the university—but we have to get from here to there as we work to balance the front door access that defines our segment into something equally focused on success and completion!



# Equity and Student Success



- Complementing the SSSP, SAC's **Student Success & Equity Committee** will lead the development of a Student Equity Plan for the college that will reduce gaps in outcomes for students based on ethnicity.
- **Student Equity Plans were first established in California public education over 20 years ago**, but this refreshed version will be funded, providing SAC with precious resources that will help us identify and address achievement gaps and work college-wide to address them.
- **Stay tuned** for exciting progress in this area in the coming semester.

# SAC

# School of Continuing Education

Centennial Education Center

2900 W Edinger Ave.

Santa Ana, CA 92704

714-241-5700

[www.sac.edu/ContinuingEducation/](http://www.sac.edu/ContinuingEducation/)



# Santa Ana College is the only major Adult Education provider in Santa Ana.

Educational programs directly relate to demographic needs. Major instructional programs include: English as a Second Language, Adult Basic Education, High School Diploma and Career and Technical Education.

## Enrollment and Demographics

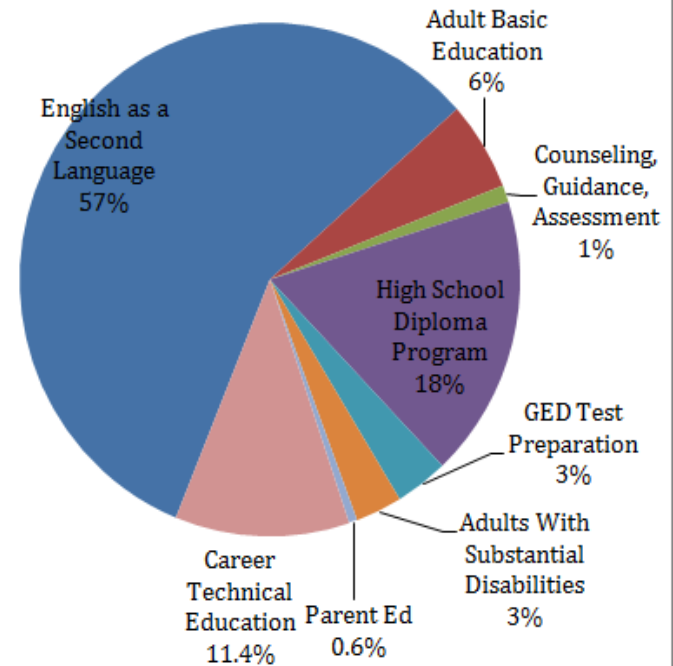
- ▶ Unduplicated Students: 19,947
- ▶ Full-Time Equivalent Students (FTES): 4,594

## Student Achievement and Services

- ▶ High School Graduates: 162
- ▶ GED Course Completers 141
- ▶ Course Completions 12,362
- ▶ Certificates of Program Completion 2,505
- ▶ Documented Learning Gains: 15,115
- ▶ Counseling Sessions: 6,601
- ▶ Student Assessments: 10,040
- ▶ Transition to Credit Fall 2013 801



## Programs and Services offered at Centennial Education Center by percentage

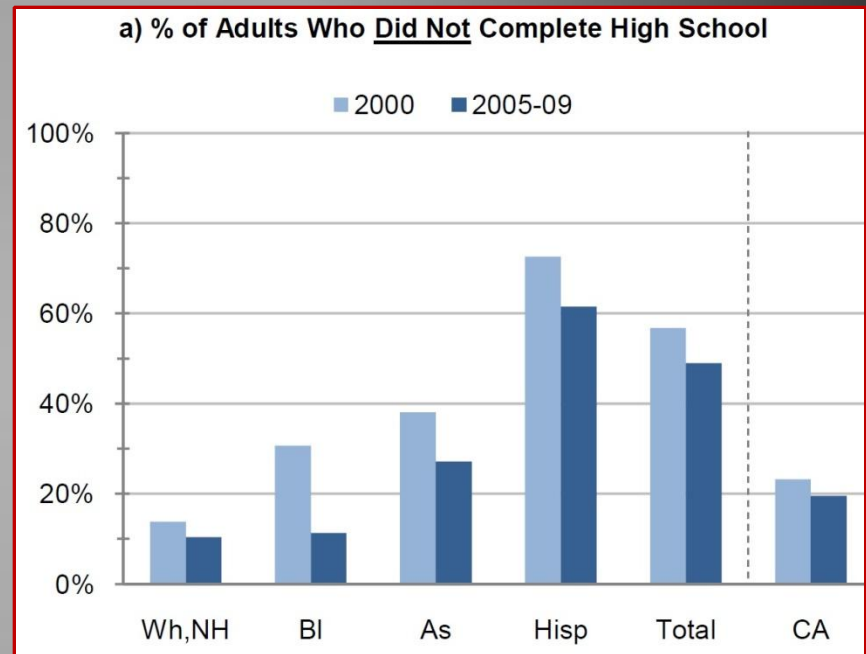


Source: 2013-2014 Academic Year

# City of Santa Ana

## Demographics – Strong Community Need for Adult Education

- ▶ **Population Growth:** The total population in Santa Ana decreased by 4% over the past decade to 325,000, while California grew by 10%. The sharpest declines occurred among young people (-13%) and white, non-Hispanics (-29%).
- ▶ **Diversity:** Santa Ana remains predominantly Hispanic. The racial and ethnic composition shifted only slightly over the past decade, with the Hispanic share of population increasing from 76% to 78%, the Asian share increasing from 9% to 10%, and the white, non-Hispanic share decreasing from 12% to 9% of total.
- ▶ **Foreign Born:** Santa Ana has a large foreign-born population, making up 49% of the total 167,000 people. These individuals are predominantly from Mexico (79%).
- ▶ 29% of Households are linguistically isolated, meaning that no one in these households age 14 and over speaks English at least “very well.”



**Education:** Educational attainment is significantly lower for Santa Ana than for California overall. Just 11% of adults have earned a Bachelor’s degree or higher, compared with 30% statewide, and 49% have not completed high school, compared with 20% in California.

# SAC/CEC Student Satisfaction 2014 Survey

	Excellent	Good	Average	Below Average	Poor
Classroom experience	58%	37%	4%	1%	0%
Availability of classes	46%	46%	6%	2%	0%
Variety of classes offered	45%	45%	9%	1%	0%
Quality of instruction	58%	36%	6%	0%	0%
Books and learning materials	47%	43%	9%	1%	0%
Class size (# of student in a class)	40%	50%	9%	1%	0%
Appearance/maintenance of the facility	37%	51%	9%	1%	2%
Campus safety/security	35%	50%	12%	2%	1%
Convenience of classroom/site location	46%	46%	7%	1%	0%
Availability of parking	22%	34%	24%	10%	10%
Overall experience	39%	50%	9%	1%	1%



# Strategic Plan Goals

- ▶ **24% of SCE high School completers enrolled at SAC credit. The goal is to increase this number by 9% per year over the next three years to reach over 50% per year.**
- ▶ **Increase noncredit course completion in ABE, ESL, High School Subjects, and CTE by 20% by 2016.**
- ▶ **Current baseline for High School Diploma's based upon a three year average from 2011-2014 is 166. This will rise 33% to 221 by 2016.**
- ▶ **Current baseline for Career Development College Preparation Certificates of completion based upon a three year average from 2011-2014 is 1,661. This will rise 50% to 2,492 by 2016.**
- ▶ **Current baseline for transition from noncredit to credit based upon a three year average from 2011-2014 is 724. This will rise 25% per year to 905 by 2016.**



# 2014-15 STATE BUDGET UPDATE

---

- ⦿ No trigger cuts, only positive trigger plans.
- ⦿ Gov's "Rainy Day Fund"- trying to smooth out the highs and lows in funding for education.
- ⦿ Growth potential at 2.75%, .85% COLA
- ⦿ Student Success funding/Instructional Equipment/Scheduled Maintenance

# 2014-15 COLLEGE BUDGET

---

- Solid budget performance, 3% savings from allocated budget
- \$2.5 million carryover used for a funded reserve and schedule investment
- Investment in instructional equipment/scheduled maintenance
- Welcome to the new faculty!
- Dedication to efficiency and productivity in the schedule

# FACILITIES PROJECTS

## Entrance from 17<sup>th</sup> & Bristol



# ENTRANCE BANNERS



# DUNLAP HALL RENOVATIONS




# PERCOLATION FIELD



**THE PLANETARIUM**



**THE VILLAGE**



**COOK GYM**



*Learn from yesterday,  
live for today,  
hope for tomorrow.*

Albert Einstein



It's coming!

