

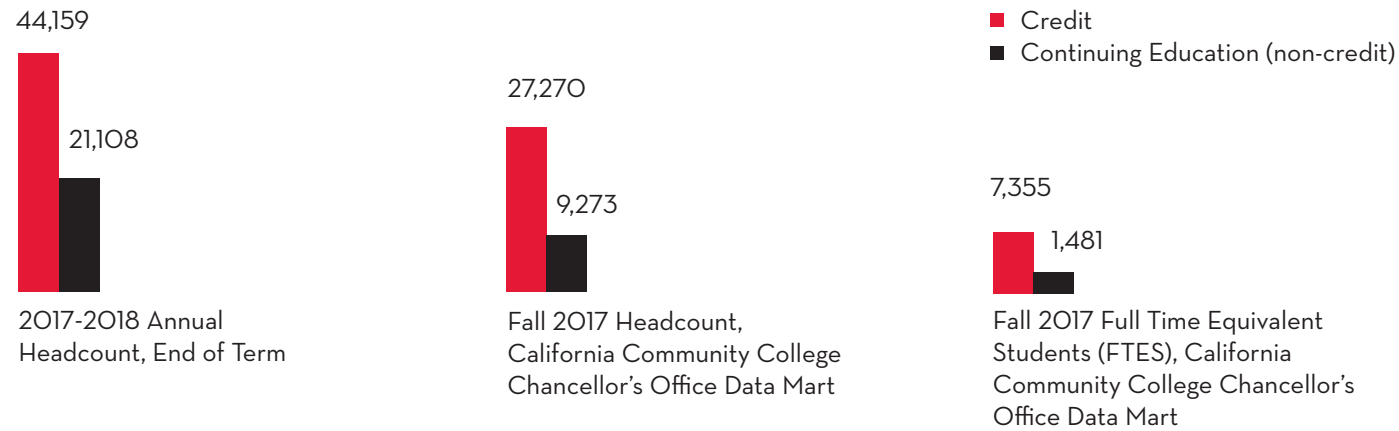
SANTA ANA COLLEGE  
2017-2018

# FACTS



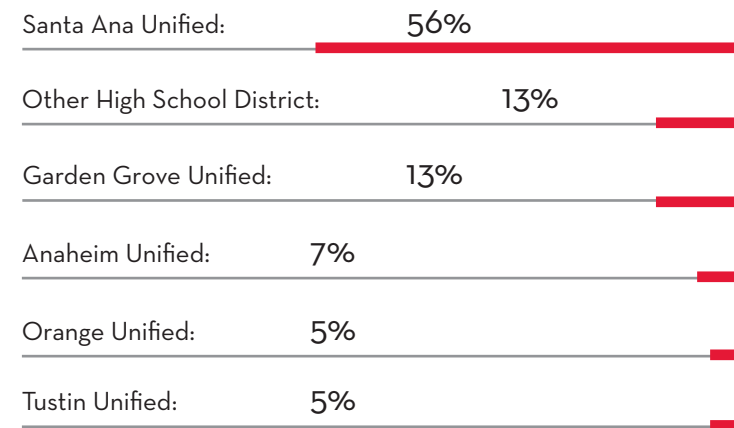
Rancho Santiago Community College District

# OUR STUDENTS



## Come from Orange County & Beyond

### Origination of entering first-time freshmen, Fall 2017 High School Grads:



### Cities of Residence: Top 10

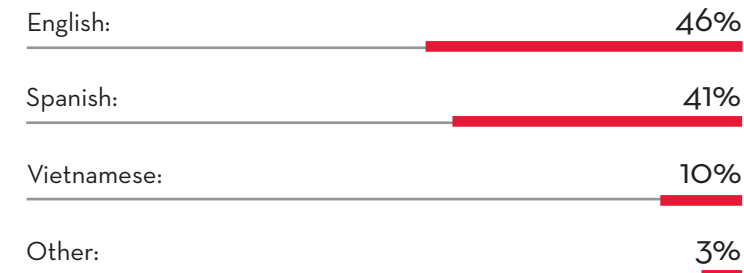
Santa Ana	27%
Anaheim	8%
Garden Grove	6%
Orange	5%
Tustin	2%
Corona	2%
Irvine	2%
Huntington Beach	2%
Westminster	1%
Fullerton	1%
Other Cities	44%

### 80 Countries represented: Top 3

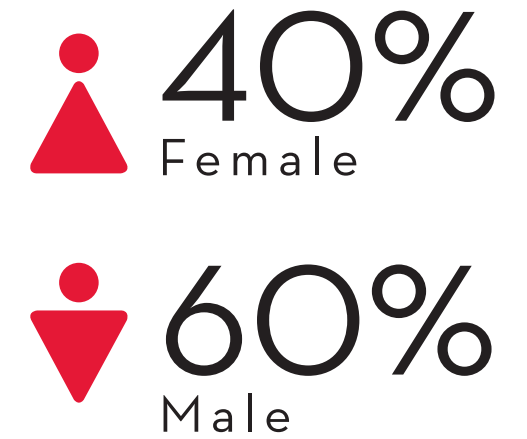


## Are Diverse

### Native Language:



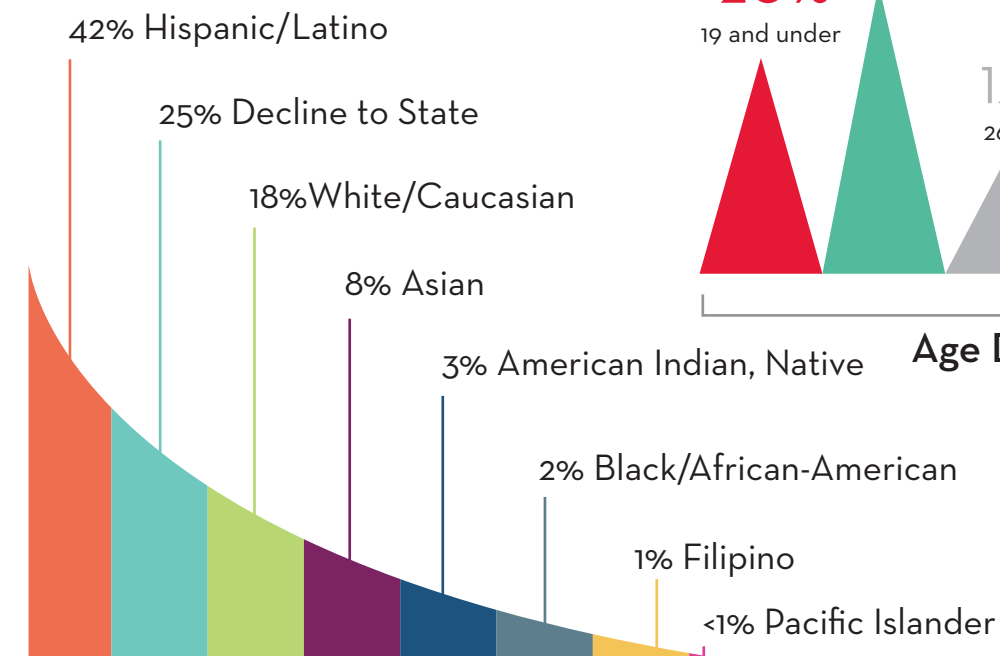
Acholi, Arabic, French, Chinese, Czech, Farsi, Tagalog, German, Hungarian, Indonesian, Japanese, Khmer, Kiswahili, Korean, Tamil, Ukrainian, Russian, Visayan and others



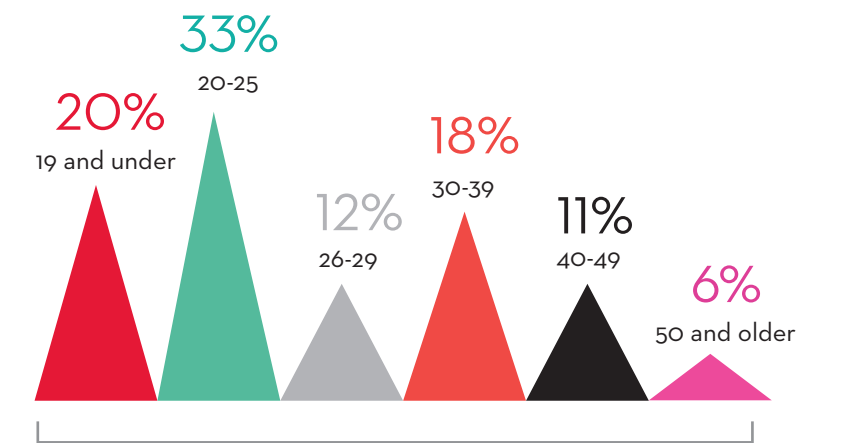
### Enrollment by student characteristics:

- 935 Disabled Students
- 241 Veterans
- 495 Intercollegiate Athletes
- 172 Are court certified foster youth or self-identify as foster youth
- 18,405 Police and fire academy students
- 1,464 Students simultaneously enrolled K-12 & SAC
- 146 DACA (Deferred Action for Childhood Arrivals)
- 5,293 Transfer from other colleges & universities

### Race/Ethnicity Distribution:

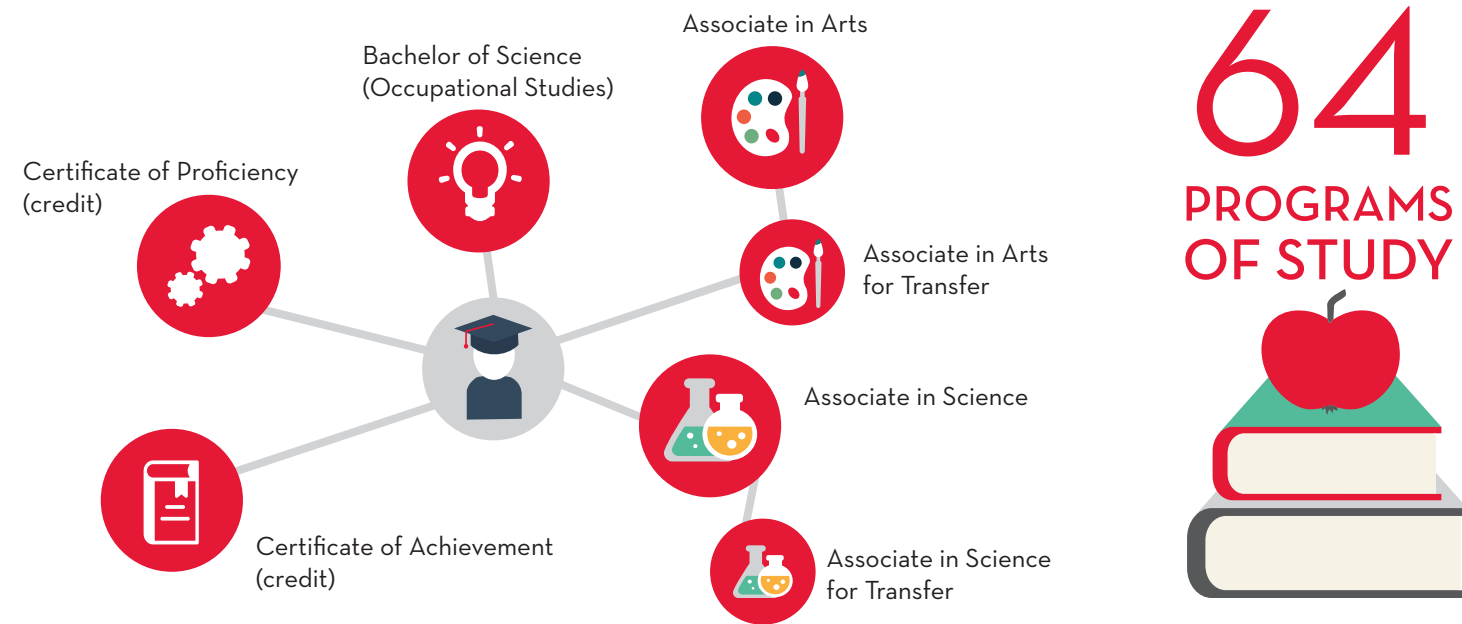


### Age Distribution:



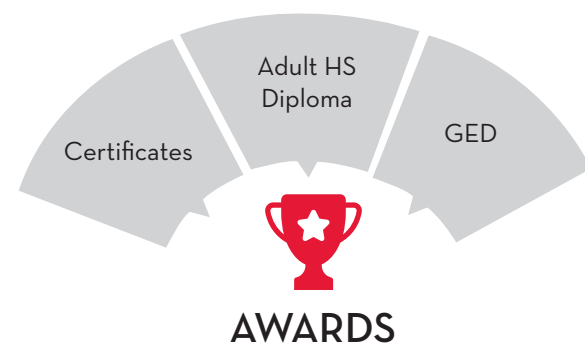
## Prepare For Their Future

### Degrees & Certificates Conferred:

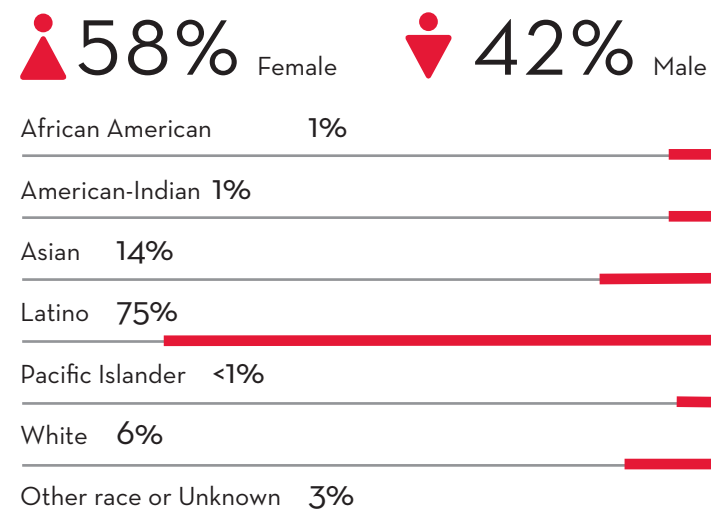


## Continue Their Adult Education

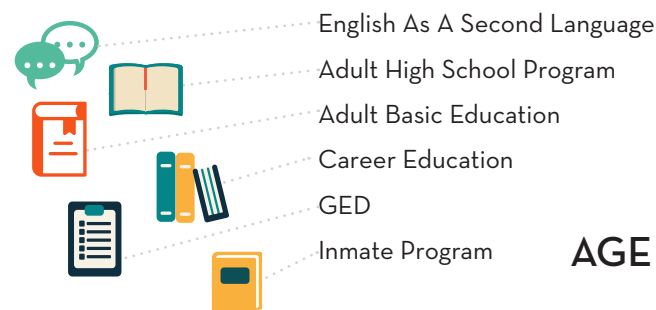
### SCHOOL OF CONTINUING EDUCATION (non-credit students)



#### Demographics:



#### FOCUS



#### AGE



Data is as of 2017-2018 end of term and refers to credit students unless otherwise noted. Source is RSCCD Research Data Warehouse unless otherwise noted.

## Find Support

### Financial Aid:



**\$25,714,992**  
In enrollment fee waivers, grants, loans, scholarships and work study employment

(2016-2017, Source: California Community Colleges Chancellor's Office, Management Information Systems Data Mart)

**100** programs and services  
TO SUPPORT STUDENT SUCCESS

**FREE OCTA BUS PASS:**  
**3,729** students

SANTA ANA COLLEGE  
FOUNDATION

**552** SCHOLARSHIPS  
AWARDED

**630** students participated  
in the long term  
**LAPTOP  
LOAN PROGRAM**

**\$1.3 Million** of direct support to students, programs & the college



**88% of students** "strongly agree" or "agree" with this statement: SAC is supportive of all students regardless of ethnicity, gender, religious beliefs, lifestyle, background, or sexuality.

**79% of students** "strongly agree" or "agree" with this statement: SAC provides an environment that encourages my personal growth.

(Source: Santa Ana College Student Satisfaction Survey 2018)

Discover Community

**27** ACTIVE CLUBS  
Including:




- Alianza Chicana
- Communication Studies
- Lightworks Photography Club
- Phi Theta Kappa
- Veteran Student Association



**18%**  
of students participated  
in a  
STUDENT CLUB,  
ORGANIZATION  
or  
GOVERNMENT  
“very often  
or often.”

(Source: Santa Ana College Student Satisfaction Survey 2018)



Service Learning Program:

**894** Student Participants



Contributed  
**18,500**  
HOURS

TO THE COMMUNITY

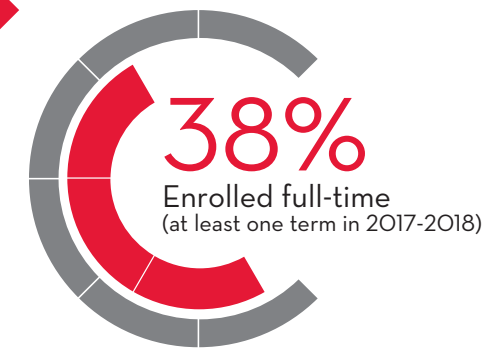
(Source: Service Learning Program)

**38**

ASSOCIATED STUDENT  
GOVERNMENT MEMBERS

Balance Busy Lives

**62%**  
Enrolled part-time only



**444**

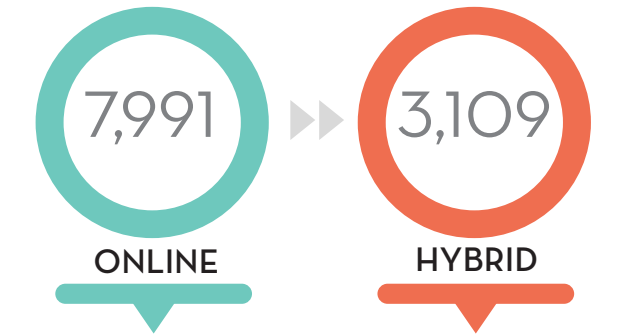
Course sections were  
scheduled for Friday,  
Saturday or Sunday

**EMPLOYED**  
full-time 30%  
part-time 36%

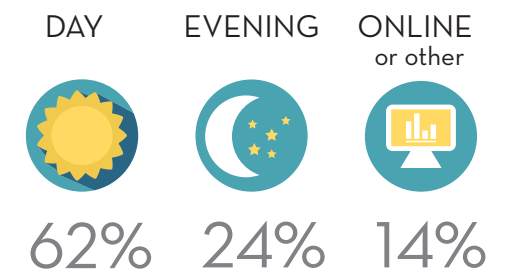
(Source: Santa Ana College Student Satisfaction Survey 2018)

Students financially support  
one or more persons **36%**

(Source: Santa Ana College Student Satisfaction Survey 2018)

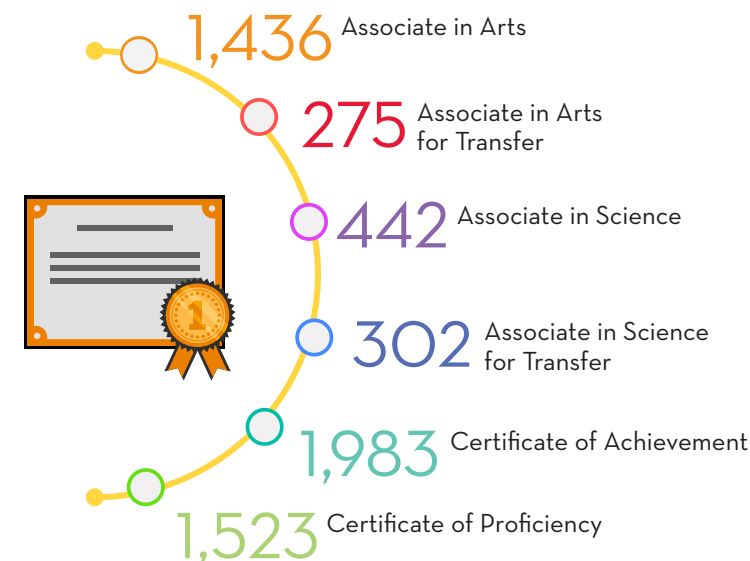
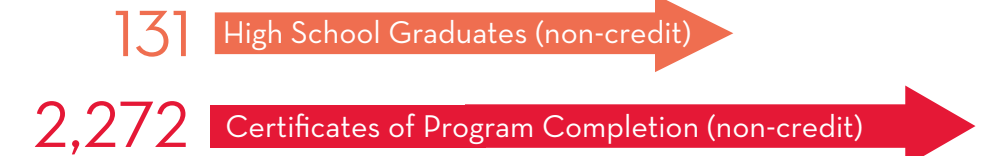


DISTRIBUTION OF COURSES BY  
TIME OF DAY:



Find Success

Degrees & Certificates  
Awarded 2016-2017



Students who earned  
a certificate of 6 units  
or more, earned a  
vocational degree,  
or earned 9+ CTE  
units experienced an  
increase of 32% in hourly wages.

(Source: California Community Colleges CTE Employment Outcomes Survey, 2014-2015 cohort)

# OUR STUDENTS

## Transfer to 4-year institutions

619

Transferred to a University of California Campus

1293

Transferred to a California State University Campus

210

Transferred to out-of-state or private institutions

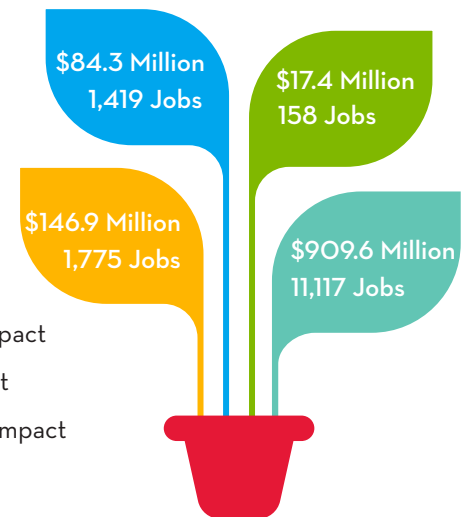
2016-2017 data, Source: National Student Clearinghouse (May 2018) and RSCCD Research Department Data Warehouse

## SAC and its Students Contribute to the OC Economy

SAC's impact on the economy of Orange County (2016-2017)

**\$1.2 BILLION**  
and **14,470 Jobs**

- Operations Spending Impact
- Student Spending Impact
- Construction Spending Impact
- Alumni Impact



Source: EMSI, Analysis of the Economic Impact Return on Investment of Education. The Economic Value of Santa Ana College, July 2018.



## Contact Information:

### Office of the President

Linda Rose, Ed.D., President  
714-564-6975

### Research Office

Janice Love, M.A., Director of Research  
(714) 564-6644



1530 W 17th St, Santa Ana 92706

Santa Ana College inspires, transforms, and empowers a diverse community of learners.

**SAC.edu**

### RSCCD Board of Trustees

Nelida Mendoza, President • Phillip E. Yarbrough, Vice President • Claudia C. Alvarez, Clerk • Arianna P. Barrios • John R. Hanna • Zeke Hernandez • Lawrence "Larry" R. Labrado • Elizabeth M. Weber, Student Trustee • Raúl Rodríguez, Ph.D., Chancellor • Linda Rose, Ed.D., Santa Ana College President