














## HOW TO ACCESS CLOSED CAPTIONING AT ANGEL STADIUM

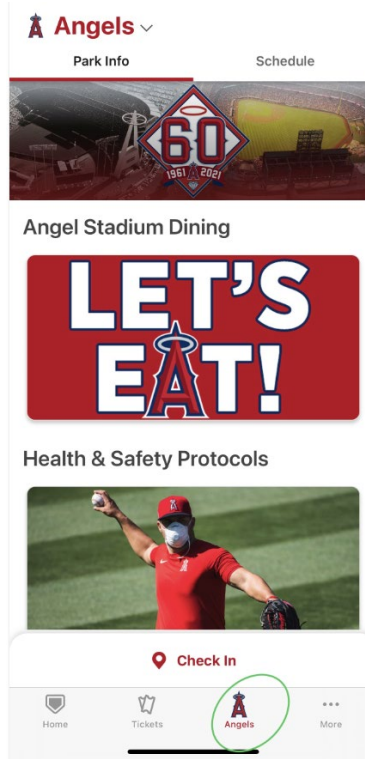
Step 1: Open the Ballpark App (This is the same app everyone is using to redeem/send their tickets)



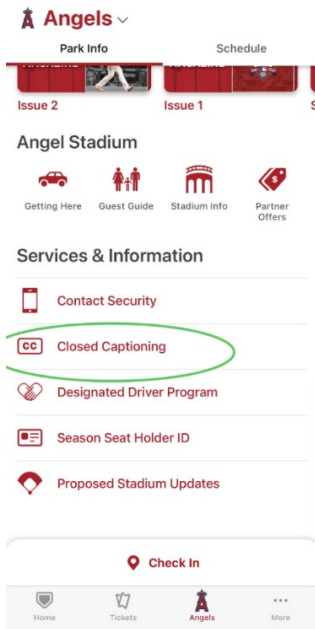
Step 2: Select Los Angeles Angels as your team:

-  Cleveland Indians
-  Colorado Rockies
-  Detroit Tigers
-  Houston Astros
-  Kansas City Royals
-  Los Angeles Angels
-  Los Angeles Dodgers
-  Miami Marlins
-  Milwaukee Brewers
-  Minnesota Twins
-  New York Mets
-  New York Yankees

Step 3: The following page will appear:



Step 4: Scroll down on this home landing page and select "Closed Captioning":



Step 5: Here is what the closed captioning looks like for our current game in progress right now, however this is where your ceremony text will be:

