



# Recruitment Metrics

## RSCCD

Last Fiscal Year 22-23 us Current Fiscal Year 23-24



### APPLICATIONS RECEIVED LFY AND CFY

Applications received in NEOED from 7/1/2022 to 3/15/2024



### ETHNICITY OF APPLICANTS LFY AND CFY

Applications received in NEOED from 7/1/2022 to 3/15/2024

Identified by nine groups on the applicant NEOED master profile



### APPLICANT GENDER DISTRIBUTION LFY AND CFY

Applications received in NEOED from 7/1/2022 to 3/15/2024

Identified by four categories on the applicant NEOED master profile



### POSITIONS HIRED BY CLASSIFICATION LFY AND CFY

New hires from 7/1/2023 to 3/15/2024

Extracted from Report Repository PE0050



### DEMOGRAPHICS OF NEW HIRES LFY AND CFY ADJUNCT NEW HIRES

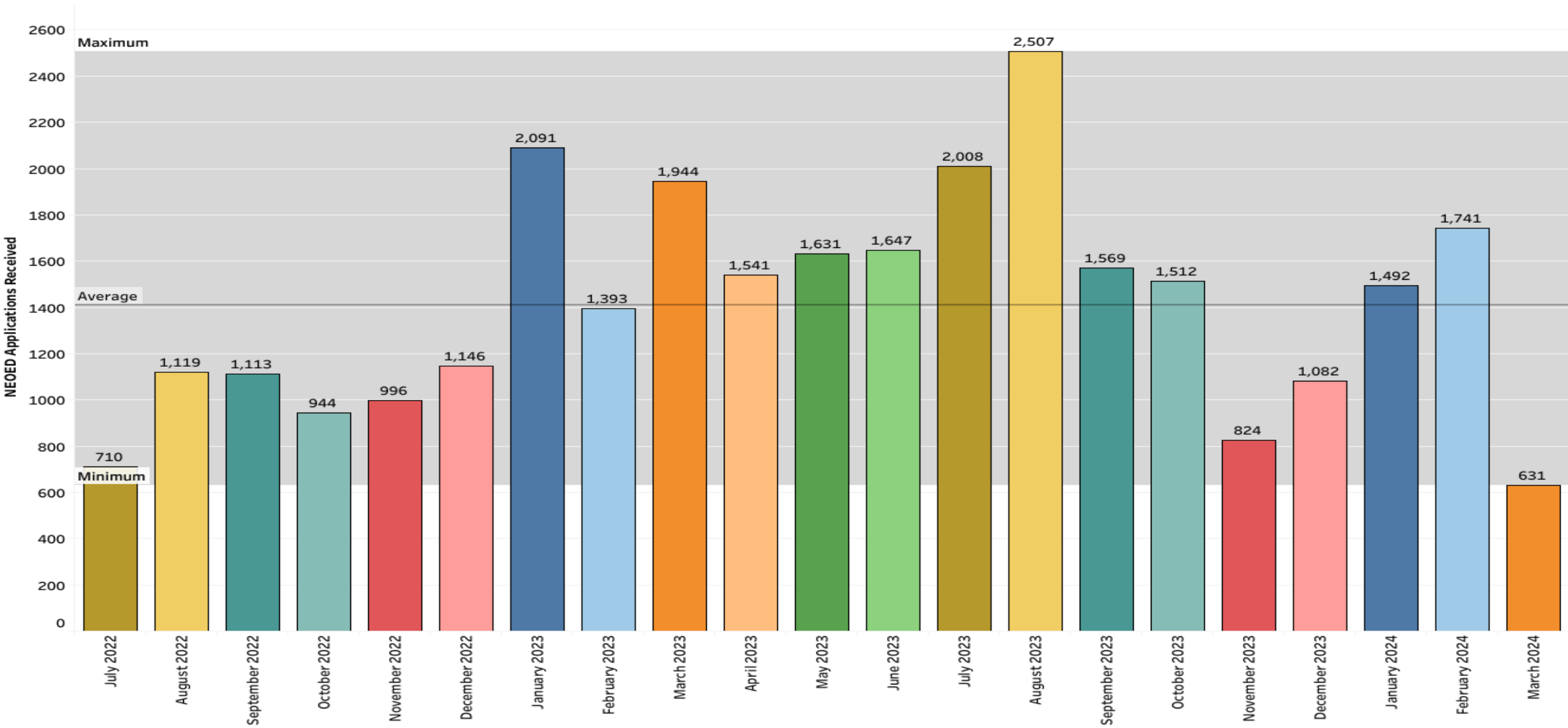
New hires from 7/1/2023 to 3/15/2024

Extracted from Report Repository PE0050

# YOY Application Growth 7/1/2022 to 3/15/2024

## 29,641 Total Received

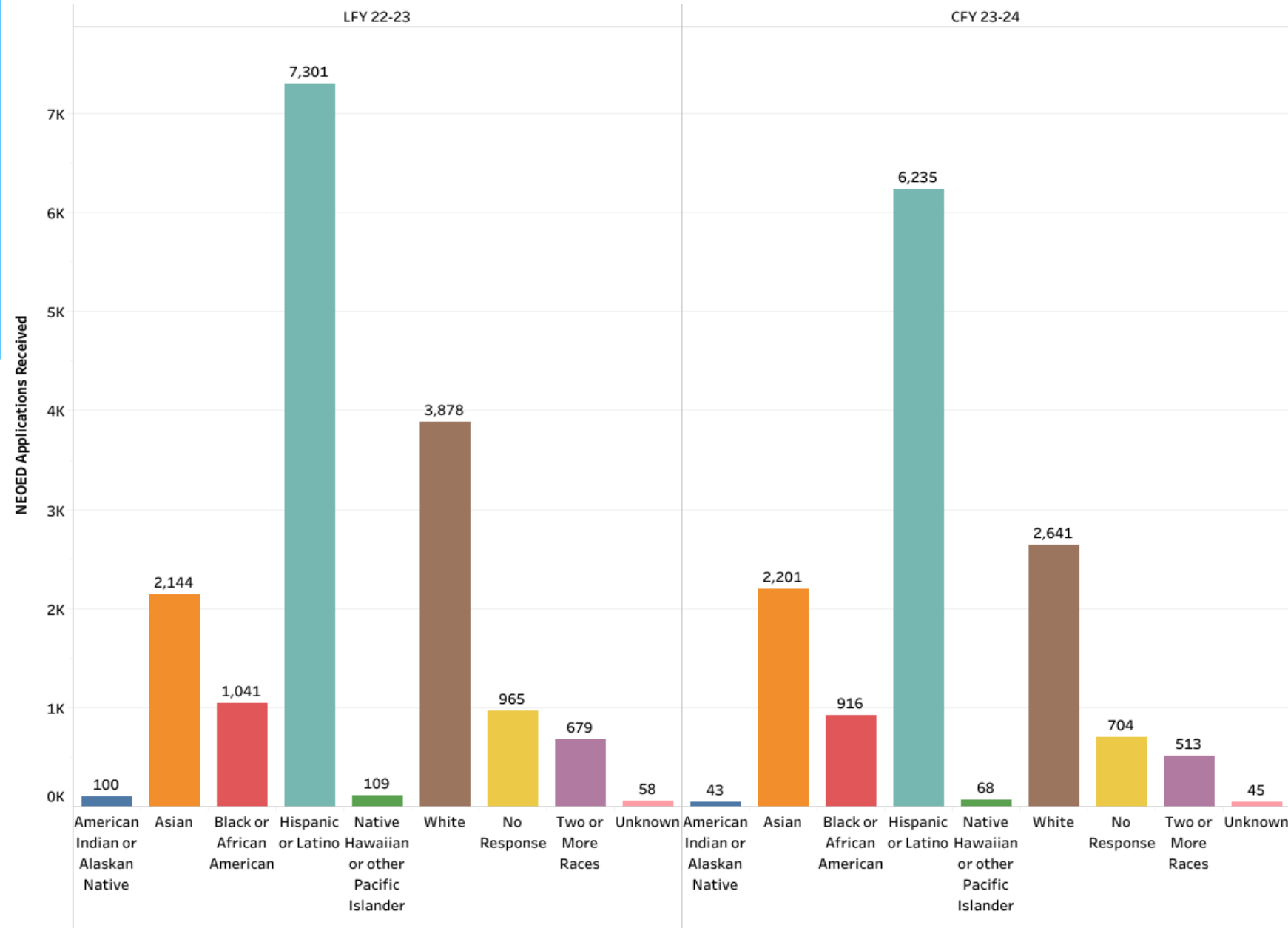
\*Source: NEOED



# Ethnicity of Applicants

Applications Received  
7/1/2022 to 3/15/2024

- Last Fiscal Year: 16,275
- Current Fiscal Year: 13,366



\*Source: NEOED



## Percentage distribution of Gender For applications received 7/1/2022 to 3/15/2024

Fiscal Year	Male	Female	No Response	Nonbinary
LFY 22-23	6,212	9,505	349	209
CFY 23-24	5,066	7,904	260	136
Grand Total	11,278	17,409	609	345
Distribution %	38%	59%	2%	1%

\*Source: NEOED

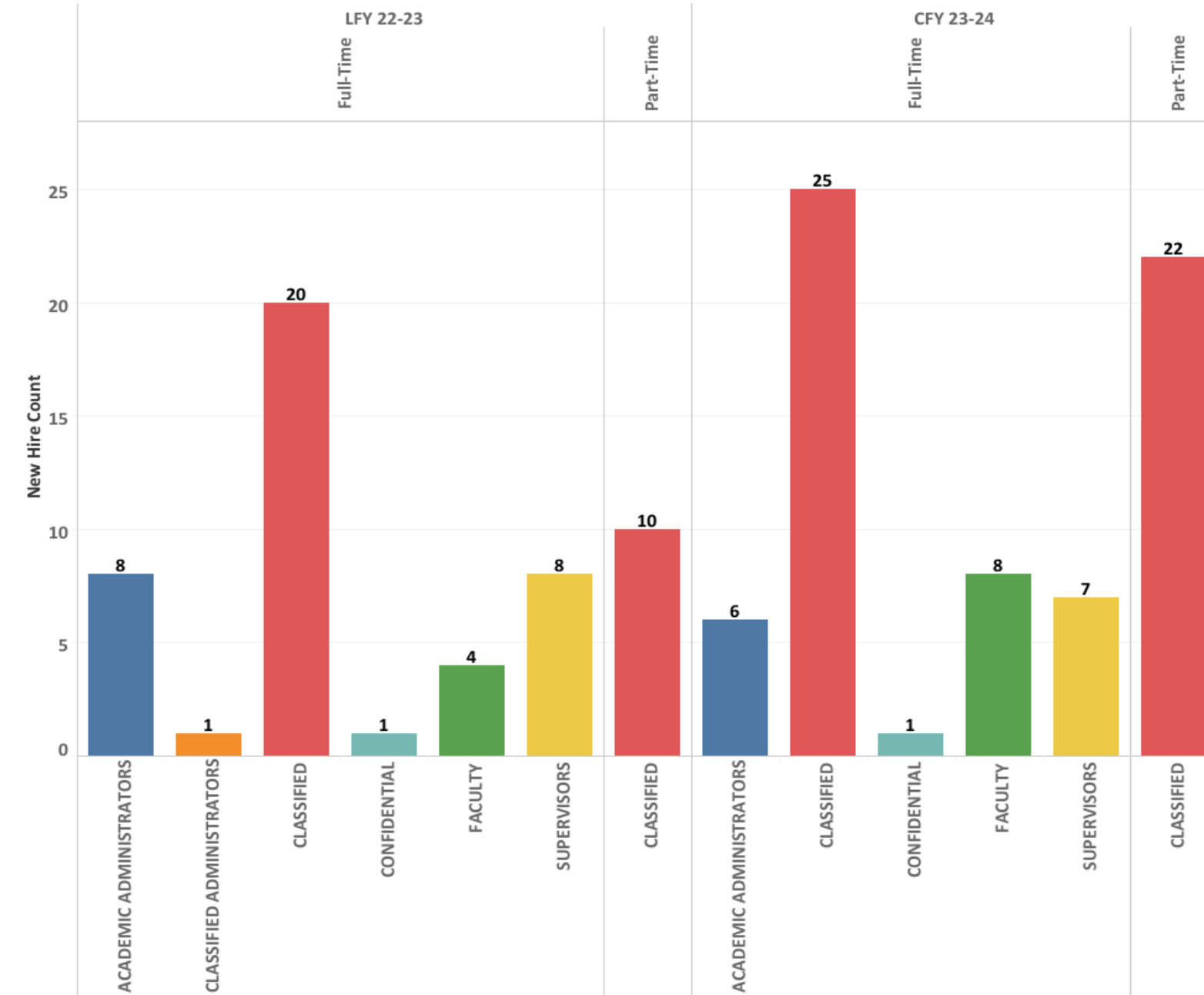
### Applicant Gender

### Distribution

# New Hires 7/1/2022 to 3/15/2024

\*Source Report Repository PE0050

*Note: Excludes Adjunct Faculty and Short-Term Classified Assignments*



**Positions Hired**

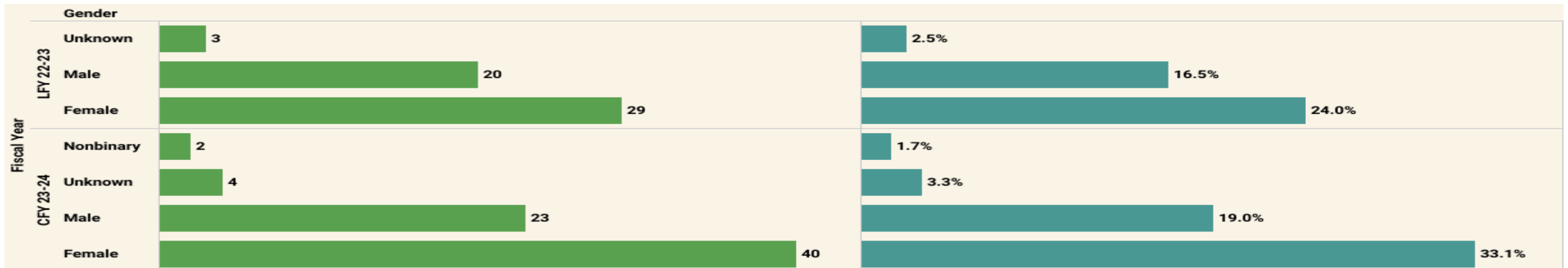
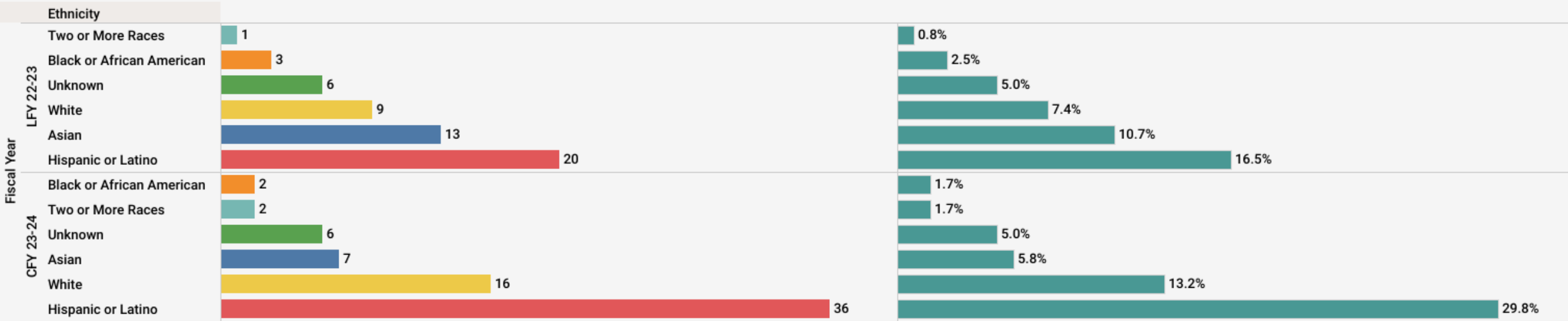
**by Classification**

# New Hire Demographics

## Ethnicity of New Hires

\*Source NEOED and Report Repository PE0050

*Note: Excludes Adjunct Faculty and Short-Term Classified Assignments*



# Adjunct Faculty New Hires

Adjunct New Hires 7/1/2022 to 3/15/2024

*\*Source PT Faculty Desk*

